



VILLA OF WANGSHAN RESORT

SU ZHOU CITY
CONCEPTUAL DESIGN

R O T O

A R C H I T E C T S

● table of contents

VILLA ONE

PAGE 3-5	Introduction
PAGE 6	Regional map of 5 sites of symbolic importance in relationship to Villa site
PAGE 7	Overall site plan with view shed to mountains (white lines) and connection to symbolic places (yellow lines)
PAGE 8	Villa (V) 1 – diagrams of volumes – evolution from conventional to new type of villa with comparative hexagram
PAGE 9	Villa (V) 2 – diagrams of volumes – evolution from conventional to new type of villa with comparative hexagrams
PAGE 10	View sheds - lower garden, upper garden, penthouse 3 distances and 3 scales
PAGE 11	Massing diagrams – ‘from above’ rotating clockwise from ground rotating clockwise
PAGE 12	Site plan
PAGE 13	In ground - lower garden plan villa is placed within an excavated oval lower garden rooms/pavilions are separated by small gardens similar to classical villas use of alternating solid-void composition
PAGE 14	On ground level - entry pathway and car entry, upper garden view is open to the north, trees and bamboo around site for privacy
PAGE 15	Above ground - level 2 – penthouse, private zone unless friends or guests are invited to view lounge
PAGE 16	Level 3 – roof deck with small pavilion and dry garden.
PAGE 17-18	Sections
PAGE 19	Space use diagrams
PAGE 20	Circulation and floor plate diagrams
PAGE 21	Large massing model with view of “mountain canyon”
PAGE 22-25	Perspectives

VILLA TWO

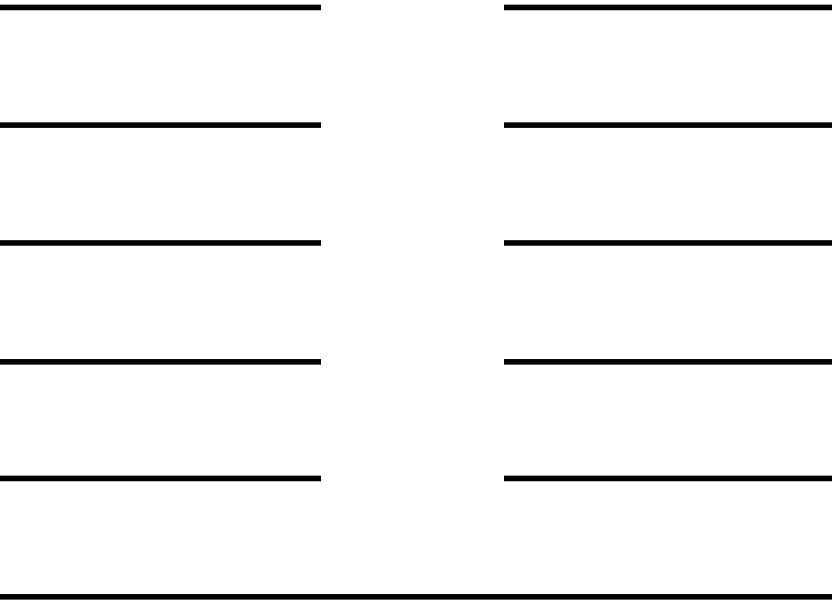
PAGE 26	Massing diagrams
PAGE 27	Site plan
PAGE 28	In ground - lower garden plan all rooms on lower level open to garden lower and upper gardens are integrated on eastern side of villa public level with direct access from main entry
PAGE 29	On ground – entry level and upper garden all rooms access upper garden
PAGE 30	Above ground – penthouse, private zone unless friends or guests are invited to mountain view lounge
PAGE 31	Roof plan
PAGE 32	Sections 2 story villa with 3 story interior garden space
PAGE 33	3-D space use diagrams
PAGE 34	Circulation and floor plate diagrams
PAGE 35	Large massing model

‘Up in Heaven there is Paradise, down on Earth there is the Suzhou Garden.’

● introduction

Garden Villa XYZ - Fu / Return (The Turning Point)

The idea of return is based on the course of nature. Time unfolds without effort, inevitably. This is the meaning of Heaven and Earth.



My experiences in Suzhou Gardens and the study of Chinese Arts, Music, and Mythology has given me a basic knowledge and insight that has guided us through a creative process that intentionally focused on the nature of traditions embedded in the classical Chinese Garden Villa, as we attempted to answer the following questions :

“is it possible to transform traditional into contemporary concepts?”

“is it possible in a fast paced contemporary world to construct a metaphor of poetry, music, calligraphy, and painting in a garden villa for the 21st century?”

“is it possible to make a place that is conducive to solitude and communal life?”

We believe in all cases, yes, it is possible. The two concepts presented here are the first phase of our work in search of a Chinese Garden Villa for the 21st century.

VISITING MASTER OF THE NETS GARDEN : A REAL STORY BECOMES A METAPHOR

The alley pathway from the street was noisy. Local vendors calling out, ‘look, how much? Hello, good price, where you from?’ This mixes with the background noise of vehicles and radios. We moved was swiftly until we reached a forecourt to the Garden, where we slowed down and refocused. I stepped into the first room of the walled garden villa and the city disappeared. I searched for a space for solitude and stillness in the garden, to learn from nature.

My senses naturally found the place.

The courtyard I entered into was empty of other people, so I sat down on a wooden stool in the middle under the great limb of a maple tree. The interior of the adjacent pavilion was simply furnished with four chairs and two tables. On it’s rear wall was a landscape painting in episodes. Metaphorically, it described the garden I was in, Master of Nets. A woman brought me tea as silk string music began to play. The fragrance of the tea mixed with the scent of the flowering plants and the soundscape of the wind as it passed through the trees. All of my senses were united at that moment and all of the arts and humanities were synthesized into the space I inhabited. The garden was a series of experiences in real time that triggered my imagination to a place beyond time.

● overview

Gardens can be places where humans deepen their awareness of our symbiotic relationship with the natural world.

There are two ways of looking at and experiencing the Chinese Garden. First, the concept of *yin and yang*, which are the concepts of *balance and harmony*, symbolized by the conjugation of opposites, rocks and water, sky and earth, inside and outside. Second, the myths of *longevity and peace*. To have it is to live among mountains and water.

- Art, humanities, nature, and architecture, are synthesized in the Garden to serve as a place for solitary or social contemplation of their relationships.
- Literature, music, paintings, and calligraphy are used to conceive the Garden and they become the Garden, metaphorically.

SPACE AS METAPHOR

In the small garden villa, a larger world can be imagined.

In the garden, we inhabit a real world in real time to create an imaginary world. The layout creates multiple layers of scenery to create a sense of the infinite in the finite. The Chinese concept of space integrates the inside room or pavilion with the outside ‘garden room’. Both are conceived as one space in two parts. As the space expands from inner to outer, with screens, lattices, veranda, and eaves, the guest perceives shifting limits and scales of space.

Alternating solid (pavilion) and void (garden) is the common spatial strategy.

Movement is processional along pathways and centering in the rooms.

Experience is a constantly changing reality as space unfolds rhythmically and sequentially, simulating the harmonic resonance within a human body.

At this moment, nature and man have synchronized in the Garden.

TIME AS METAPHOR

Time passes and is perceived as a progression (continuous) and as a cycle (return)

Fu / Return is the turning point. The idea of Return is based on the course of Nature. The movement is cyclic, and the course completes itself. It is not necessary to hasten anything artificially. Everything becomes itself at the appointed time.

The diurnal cycle of day and night, the circadian rhythms of the human body, the monthly cycle of the moon, the seasonal cycle of the sun,

The Garden uses intuitive sensation and poetic observation to express natural phenomena in relationship to human events.

The Garden engages all of the senses especially hearing via soundscapes. Water flowing, wind in the trees, gravel and leaves under foot, music playing and poetry being read, are all media of consciousness in the Garden.

TREES – PLANTS – WATER - ROCKS

Plants are chosen for their beauty, fragrance, time structure, and as symbols. Bamboo was used in every traditional Chinese garden. It represents a strong but resilient character.

Pine is used to represent longevity, persistence, tenacity and dignity.

Lotus is used to symbolize purity.

Flowering plum is one of the most important aspects of a Chinese garden, as it represents renewal and strength of will.

Flowering peaches are grown for spring color, as is the sweet olive, as well.

Chrysanthemum is used to symbolize splendor, luster and “the courage to make sacrifices for a natural life”.

Peonies symbolize wealth.

Water and Rocks are chosen for their symbolic meaning and their beauty. The Taihu rock is especially prized, representing wisdom and immortality. The softness of the water offsets the solidity of rocks. Water from the mountains will enter the Garden in controlled and choreographed ways.

● garden villa xyz: one + two

The intentions of these Concepts is to embody the genetic code of the traditional Garden Villa in new and inventive ways. It will feel traditional spatially but will look non-traditional architecturally.

The family will arrive with the intelligence and fast speed of the city. The family will depart with the consciousness and slow speed of nature. The family will experience time and space in a uniquely different way. The family will realize the profound relationship between memory and invention.

The Garden Villa is a family retreat house placed in a clearing in a forest of pine trees and bamboo. The villa will have 3 floors and many rooms each connected to the garden and the mountains. Lower Garden. The Villa is without a detailed program tailored to a specific family so we designed a variety of spaces, organized for flexibility of use and detailed with unique character.

The villa can serve any owners in 3 different modes:
Family (private)
Family with friends (semi-private)
Family and guests (semi-public)

It can function for the nuclear or extended family
It can function for the family and invited friends.
It can function for the parents and their business associates.

The conventional Villa is organized on a horizontal basis (X-Y.)
The contemporary Villa is organized on a horizontal and vertical basis (X-Y-Z.)
The entire site is conceived as one volume, including the basement of the house, and is developed in section. The Villa is set in a sunken (4m) garden creating unique spatial possibilities and incorporating the ‘basement’ into the upper volumes. This creates 3 spatial zones with 3 view sheds moving vertically in the Z axis.

(Earth)
(Forest)
(Sky)

The 3 floors of the villa (2 above ground, one below ground) will be placed within excavated ground which creates a lower garden and eliminates the basement. Every room-zone of the house is connected to an outdoor garden including the lower level. The lower garden is connected to upper gardens and it’s walls, in between rooms with glass walls, are constructed of Taihu Rock.

All exterior glass walls will have moveable screen walls laser cut with patterns from nature for privacy, light control, and space modulation.

SPACE AS METAPHOR

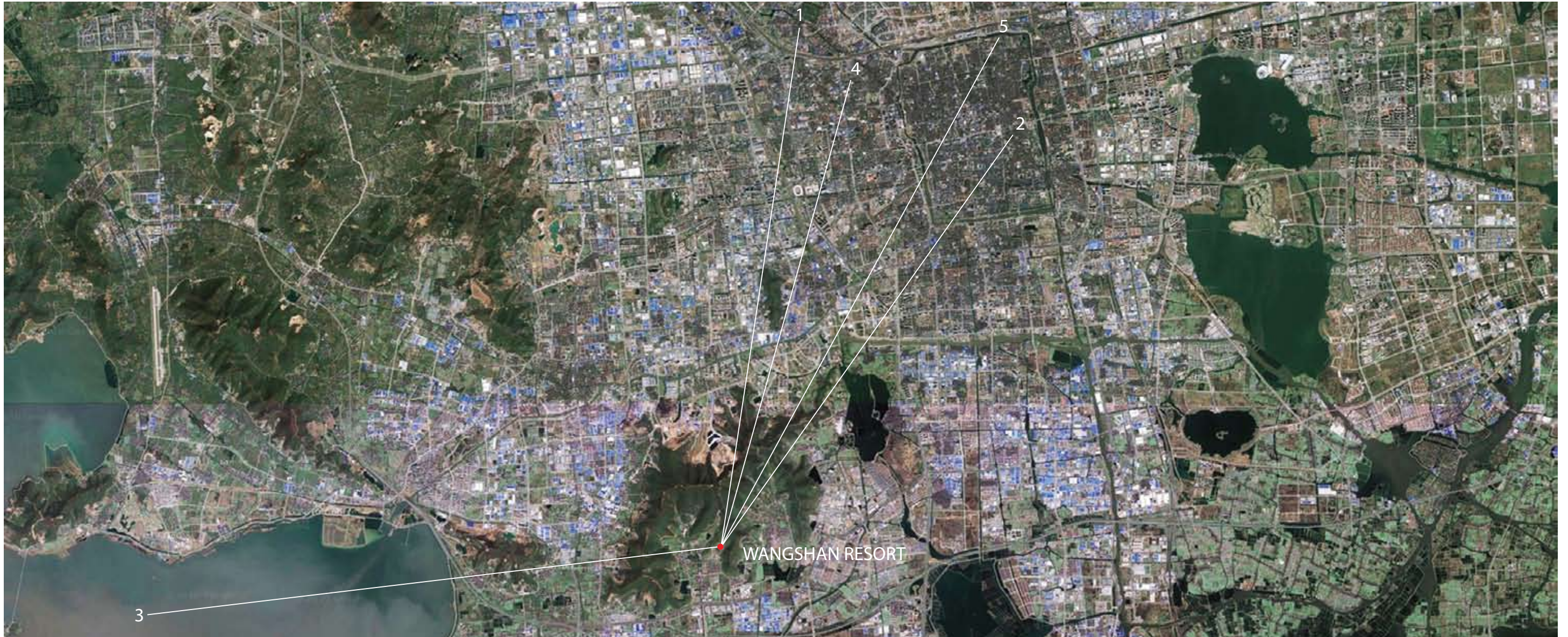
1. Re-invention / renewal of traditional Suzhou Garden Villa
2. Space concepts of solid and void become 4-D in new Garden Villa.
3. Space can be perceived in 3 scales – and distances – rooms to mountains
4. The villa can adapt to many living configurations and degrees of privacy
5. The villa will have many different exciting spaces inside and in the garden.
6. Experience of space, time, scale, proportion, light, material, pattern, and color, will expand knowledge, heighten awareness, and deepen insight.




1. Huqiu Mountain



2. Master of Nets Garden



WANGSHAN RESORT



3. Taihu



4. Lingering Garden

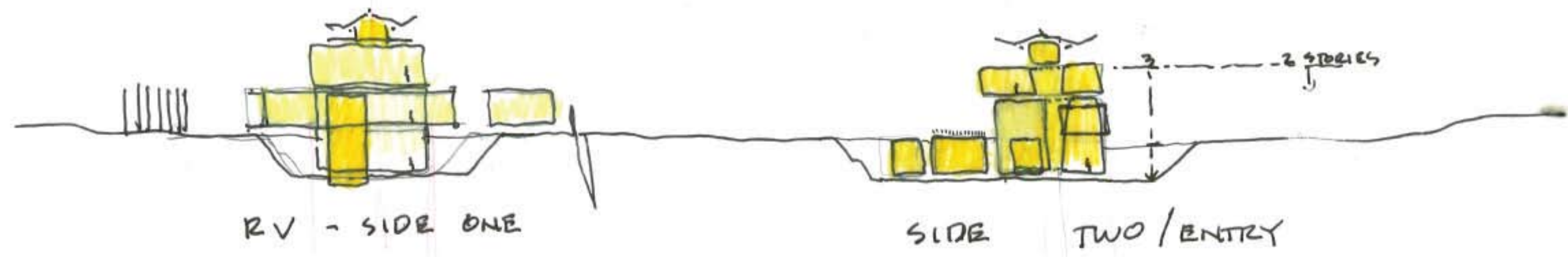
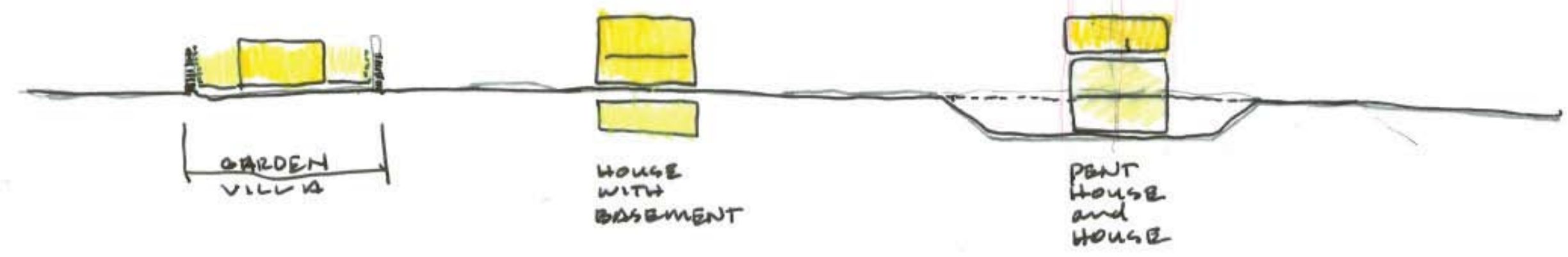


5. Humble Administrator's Garden

The 5 places of symbolic significance in relation to villa site. These 'leisures' will inform the design.



WIND
EARTH
KUAN / CONTEMPLATION (VIEW)

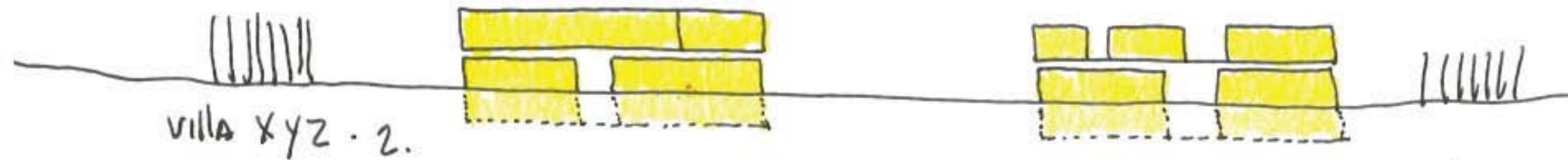
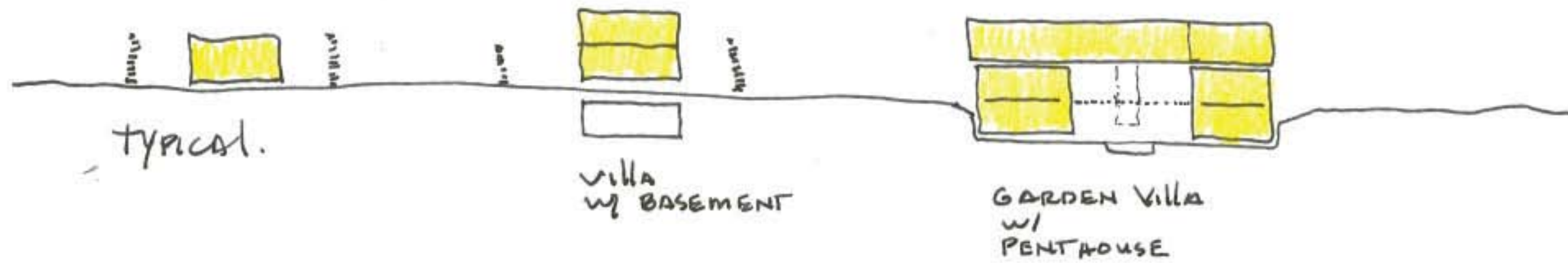


FENG / ABUNDANCE (Fullness)

A hand-drawn diagram of the Feng hexagram, consisting of six horizontal lines: from bottom to top, they are solid, broken, solid, broken, solid, and broken.

FU / RETURN (The turning point)


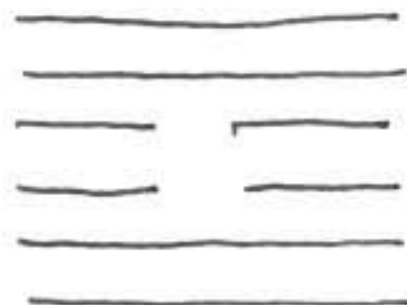
A hand-drawn diagram of the Fu hexagram, consisting of six horizontal lines: from bottom to top, they are solid, solid, solid, broken, broken, and broken.



SIDE ONE

SIDE TWO.

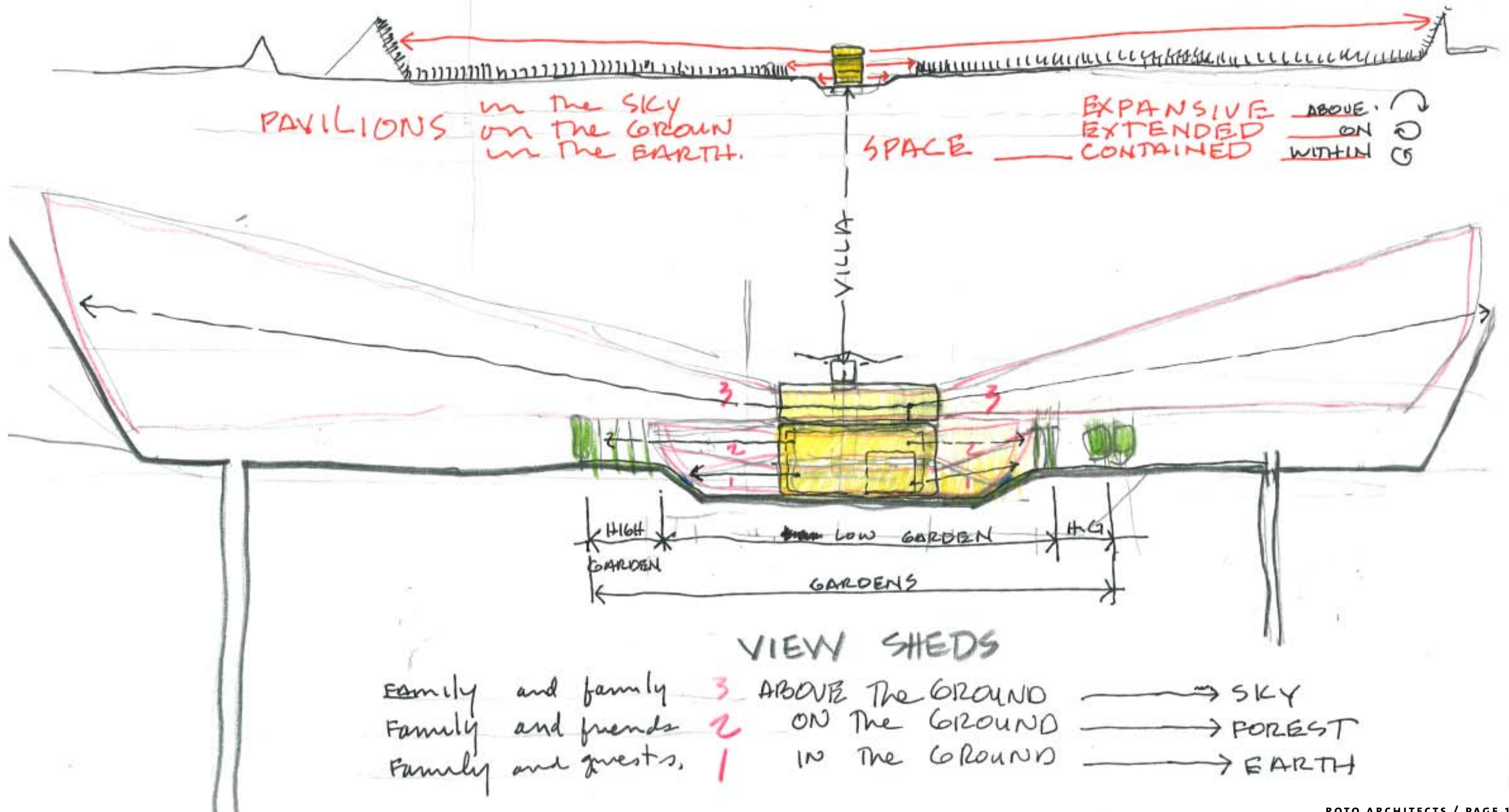
CHUNK. FU.
inner TRUTH.

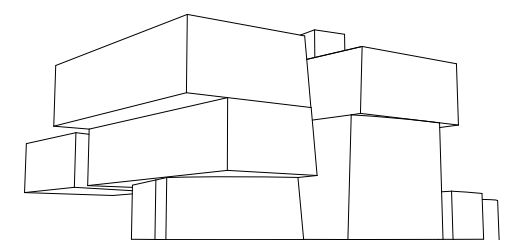
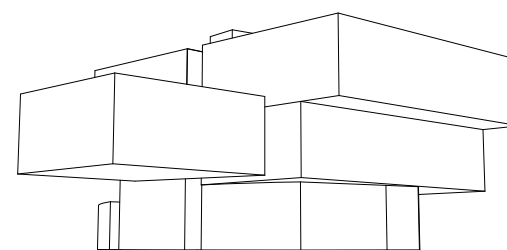
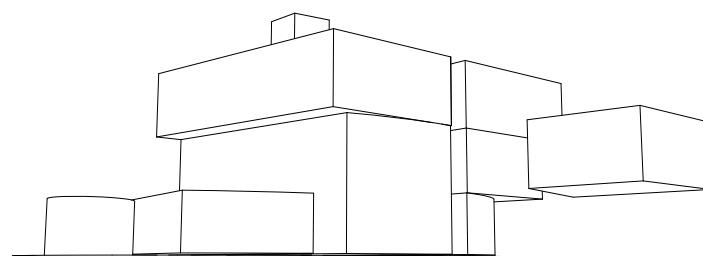
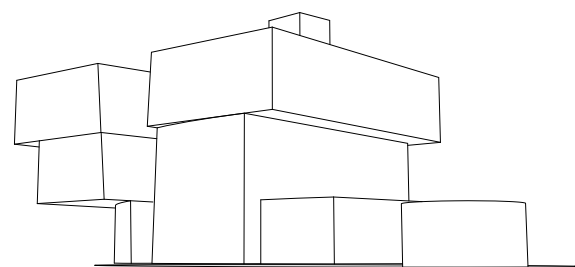
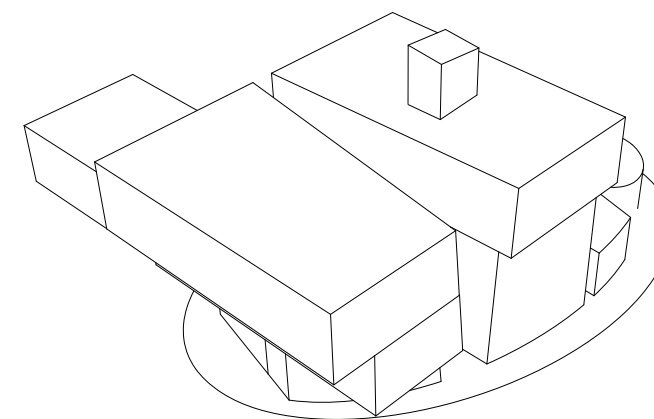
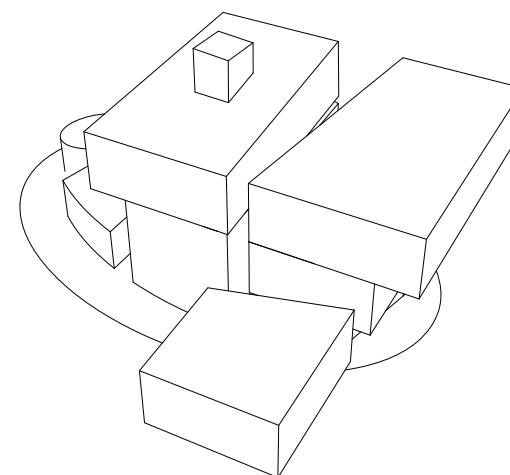
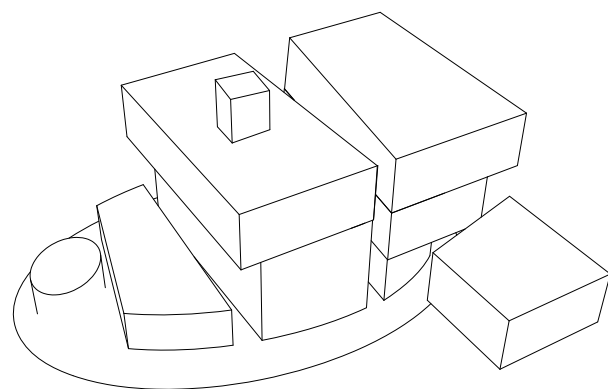
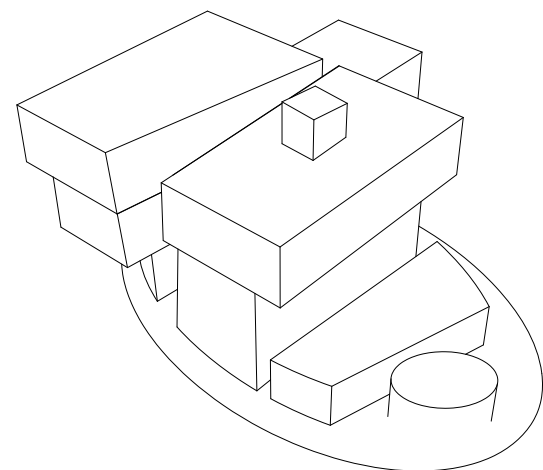


LIN
APPROACHING.
GREATNESS

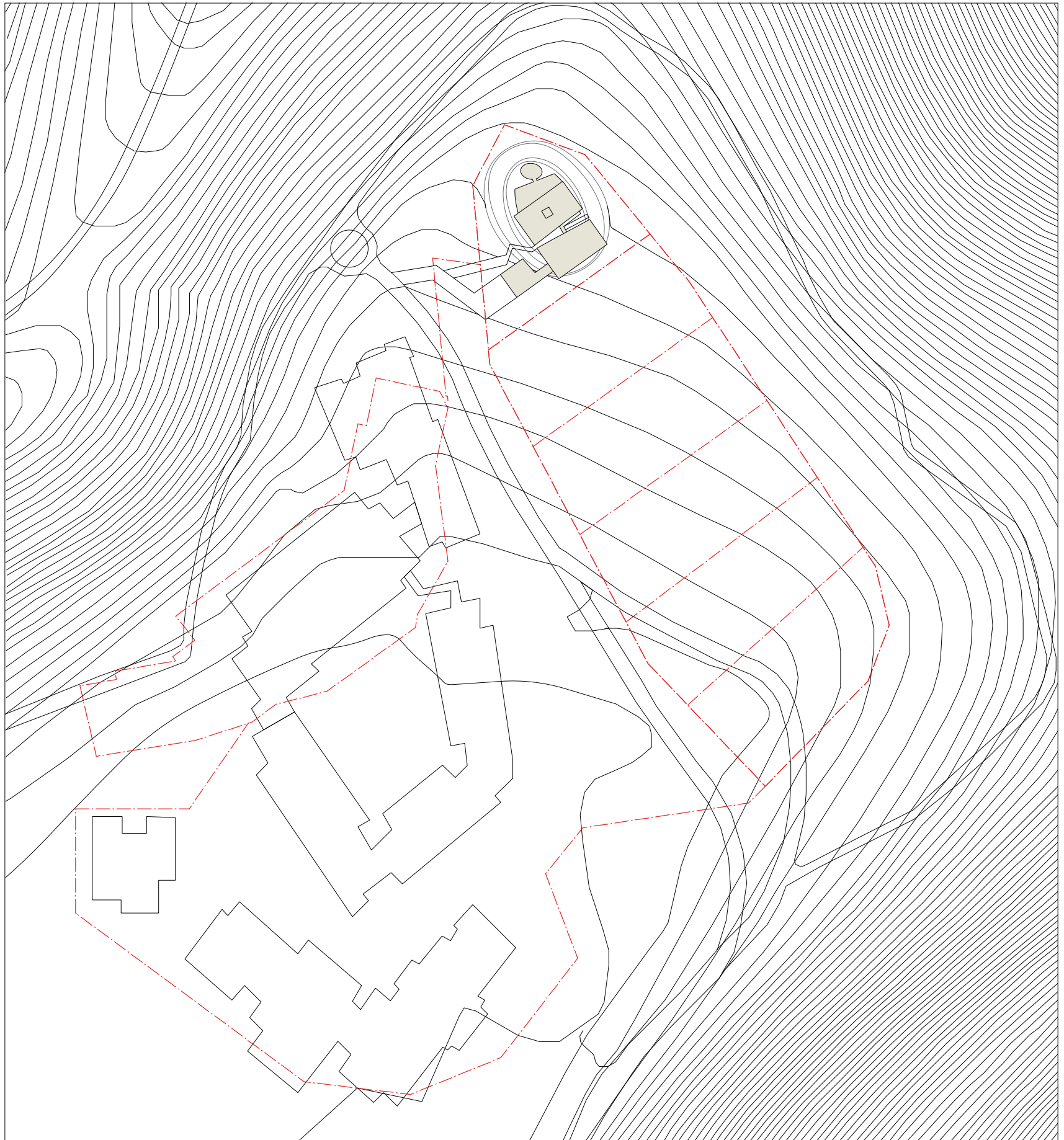
SPACE

THERE ARE 3 SIZES/SCALES OF
PERCEIVED SPACES MOVING VERTICALLY
in The 'Z' AXIS

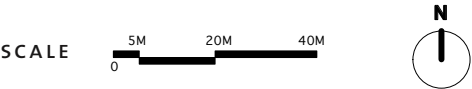


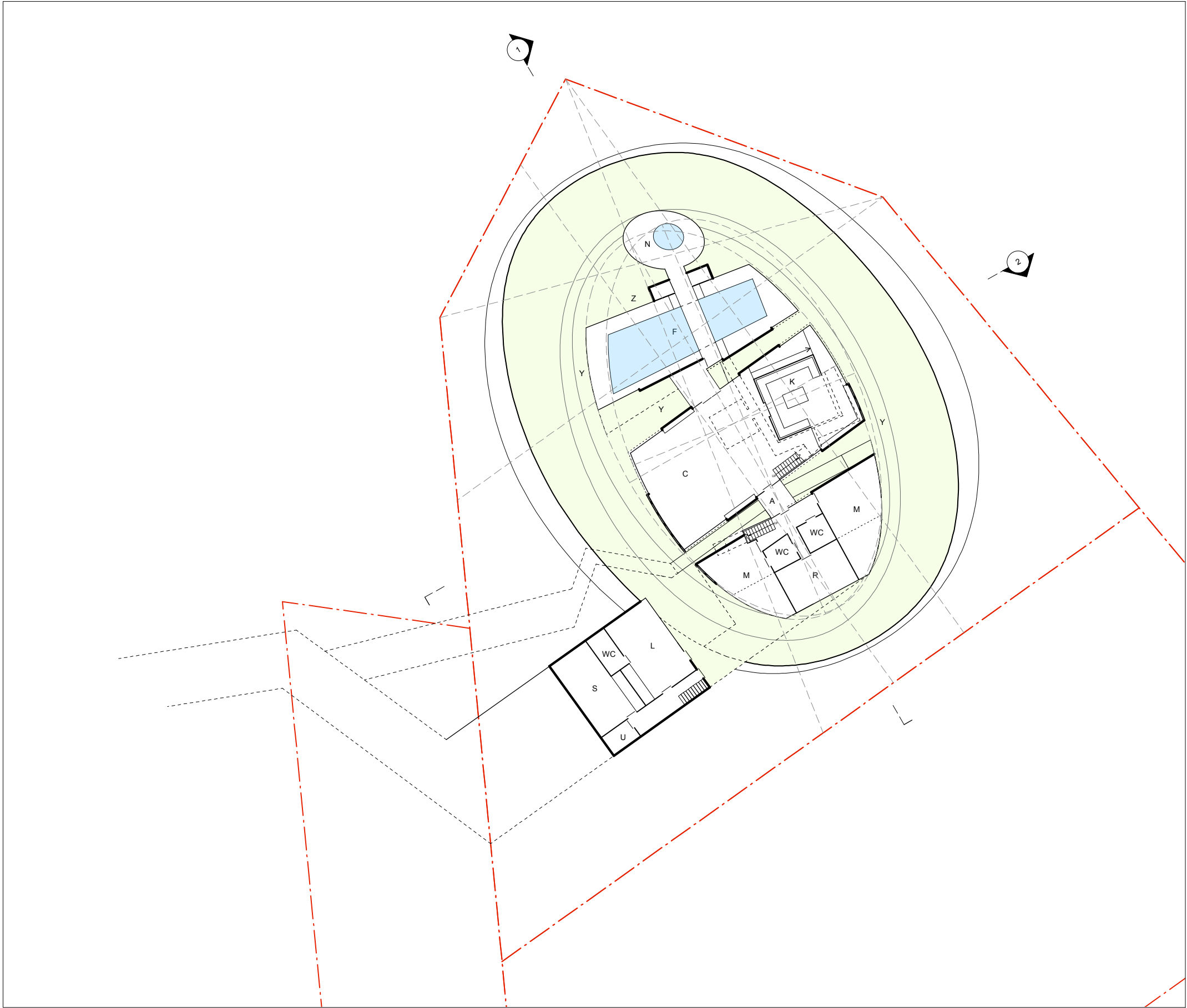


SCHEME 1 -
Conceptual Design
Axonometric Views



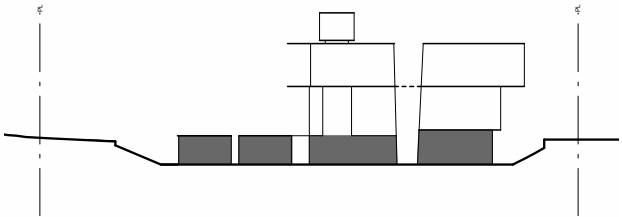
SCHEME 1 -
Conceptual Design
Overall Site Plan



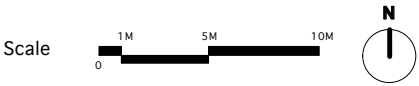


LEGEND:

- A ENTRY
- B GARAGE
- C RECEPTION
- D TEA ROOM
- E SITTING/LIBRARY
- F POOL
- G CREATIVE STUDIO
- H READING/WRITING STUDY
- J ROOF PAVILION
- K WINE CELLAR
- L BABY-SITTER
- M GUEST SUITE OR 2 BEDROOMS
- N SPA
- O LIVING
- P DINING
- Q KITCHEN
- R BEDROOM
- S STORAGE
- T MASTER SUITE
- U BANK VAULT
- V MOAT
- W ROOF DECK
- X ROOF GARDEN
- Y GARDEN
- Z BAMBOO FOREST
- WC BATHROOM
- CL CLOSET

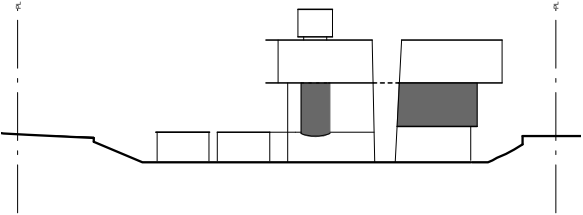


SCHEME 1 -
Conceptual Design
Floor Plan Level -1
(in ground)

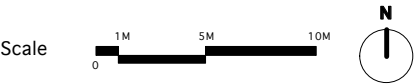




- LEGEND:**
- A ENTRY
 - B GARAGE
 - C RECEPTION
 - D TEA ROOM
 - E SITTING/LIBRARY
 - F POOL
 - G CREATIVE STUDIO
 - H READING/WRITING STUDY
 - J ROOF PAVILION
 - K WINE CELLAR
 - L BABY-SITTER
 - M GUEST SUITE OR 2 BEDROOMS
 - N SPA
 - O LIVING
 - P DINING
 - Q KITCHEN
 - R BEDROOM
 - S STORAGE
 - T MASTER SUITE
 - U BANK VAULT
 - V MOAT
 - W ROOF DECK
 - X ROOF GARDEN
 - Y GARDEN
 - Z BAMBOO FOREST
 - WC BATHROOM
 - CL CLOSET

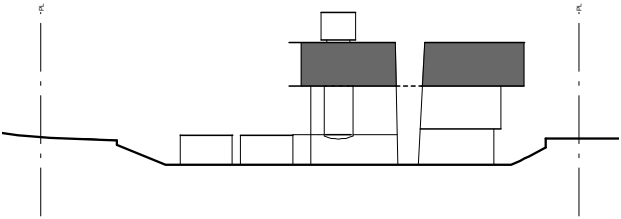


SCHEME 1 -
Conceptual Design
Floor Plan Level 0
(on ground)

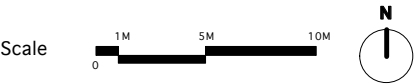


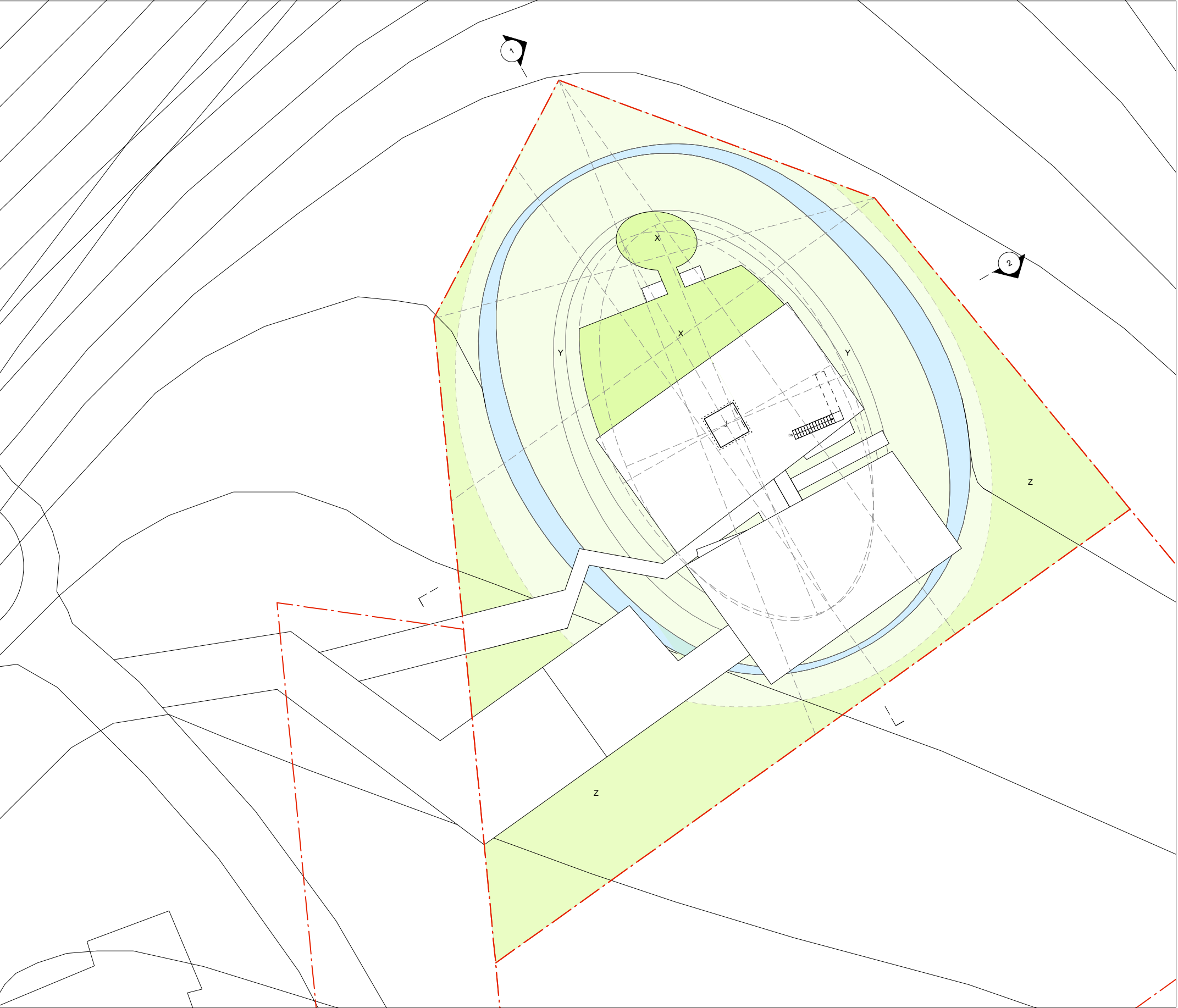


- LEGEND:**
- A ENTRY
 - B GARAGE
 - C RECEPTION
 - D TEA ROOM
 - E SITTING/LIBRARY
 - F POOL
 - G CREATIVE STUDIO
 - H READING/WRITING STUDY
 - J ROOF PAVILION
 - K WINE CELLAR
 - L BABY-SITTER
 - M GUEST SUITE OR 2 BEDROOMS
 - N SPA
 - O LIVING
 - P DINING
 - Q KITCHEN
 - R BEDROOM
 - S STORAGE
 - T MASTER SUITE
 - U BANK VAULT
 - V MOAT
 - W ROOF DECK
 - X ROOF GARDEN
 - Y GARDEN
 - Z BAMBOO FOREST
 - WC BATHROOM
 - CL CLOSET



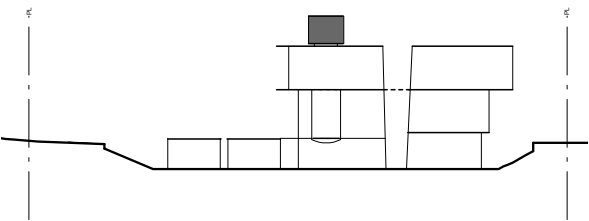
SCHEME 1 -
Conceptual Design
Floor Plan Level 1
(above ground)



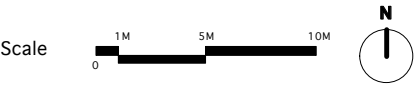


LEGEND:

- A ENTRY
- B GARAGE
- C RECEPTION
- D TEA ROOM
- E SITTING/LIBRARY
- F POOL
- G CREATIVE STUDIO
- H READING/WRITING STUDY
- J ROOF PAVILION
- K WINE CELLAR
- L BABY-SITTER
- M GUEST SUITE OR 2 BEDROOMS
- N SPA
- O LIVING
- P DINING
- Q KITCHEN
- R BEDROOM
- S STORAGE
- T MASTER SUITE
- U BANK VAULT
- V MOAT
- W ROOF DECK
- X ROOF GARDEN
- Y GARDEN
- Z BAMBOO FOREST
- WC BATHROOM
- CL CLOSET

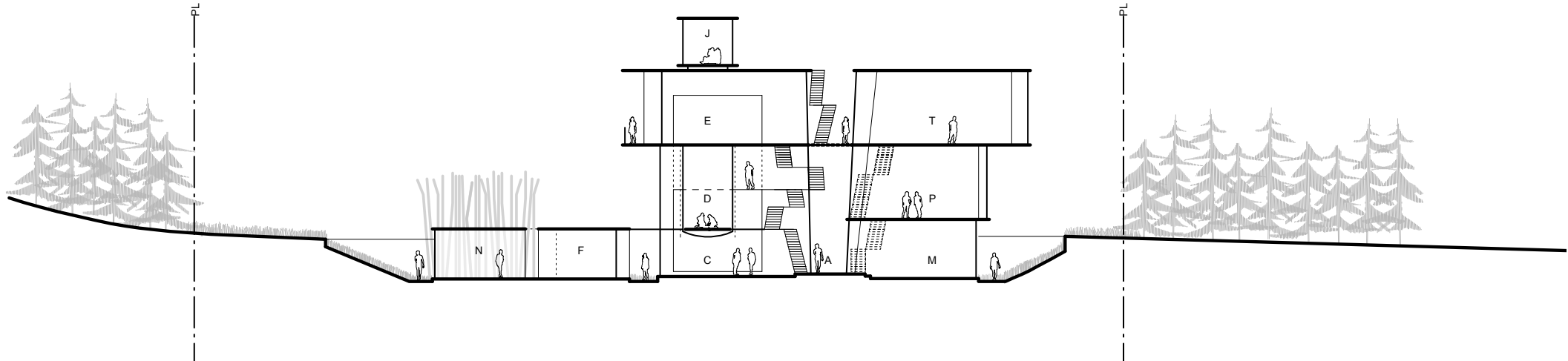


SCHEME 1 -
Conceptual Design
Roof Plan

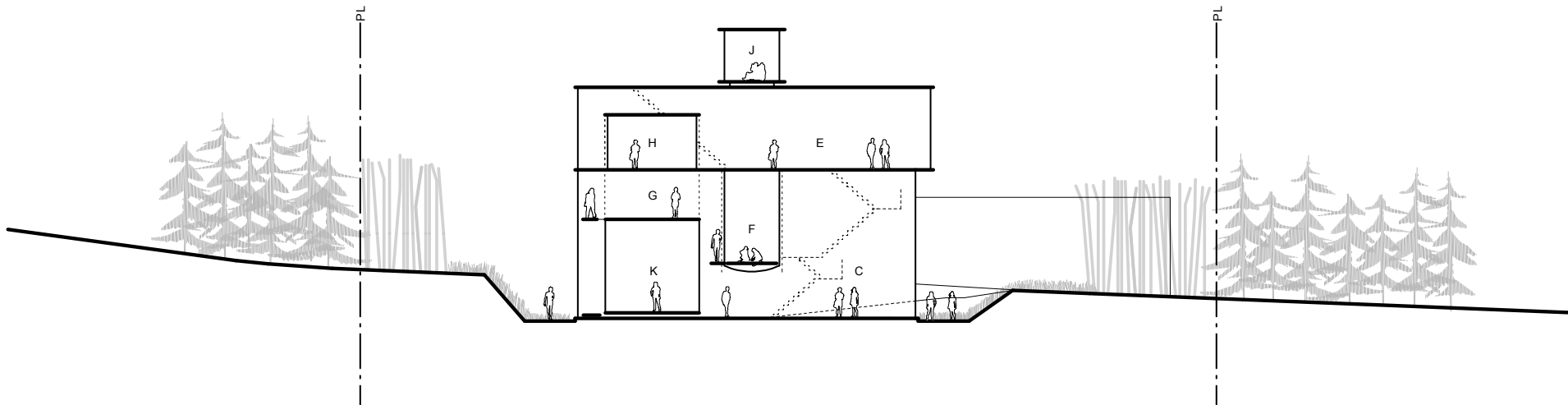


LEGEND:

- A ENTRY
- B GARAGE
- C RECEPTION
- D TEA ROOM
- E SITTING/LIBRARY
- F POOL
- G CREATIVE STUDIO
- H READING/WRITING STUDY
- J ROOF PAVILION
- K WINE CELLAR
- L BABY-SITTER
- M GUEST SUITE OR 2 BEDROOMS
- N SPA
- O LIVING
- P DINING
- Q KITCHEN
- R BEDROOM
- S STORAGE
- T MASTER SUITE
- U BANK VAULT
- V MOAT
- W ROOF DECK
- X ROOF GARDEN
- Y GARDEN
- Z BAMBOO FOREST
- WC BATHROOM
- CL CLOSET

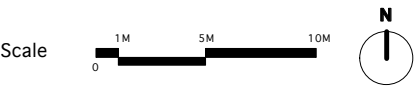


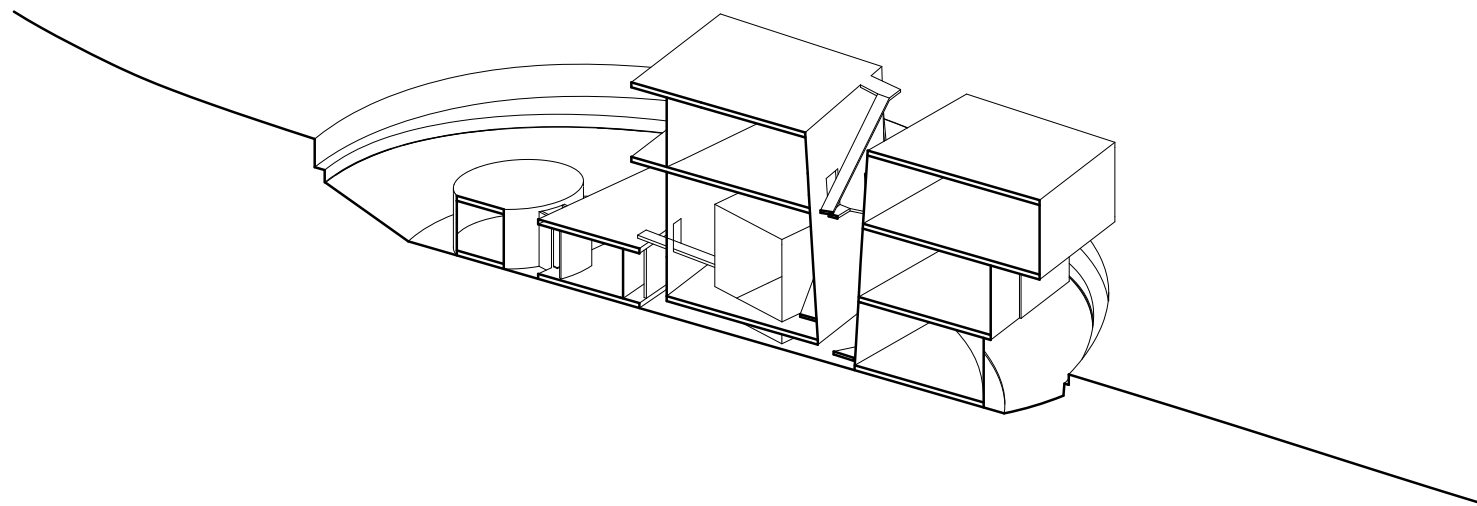
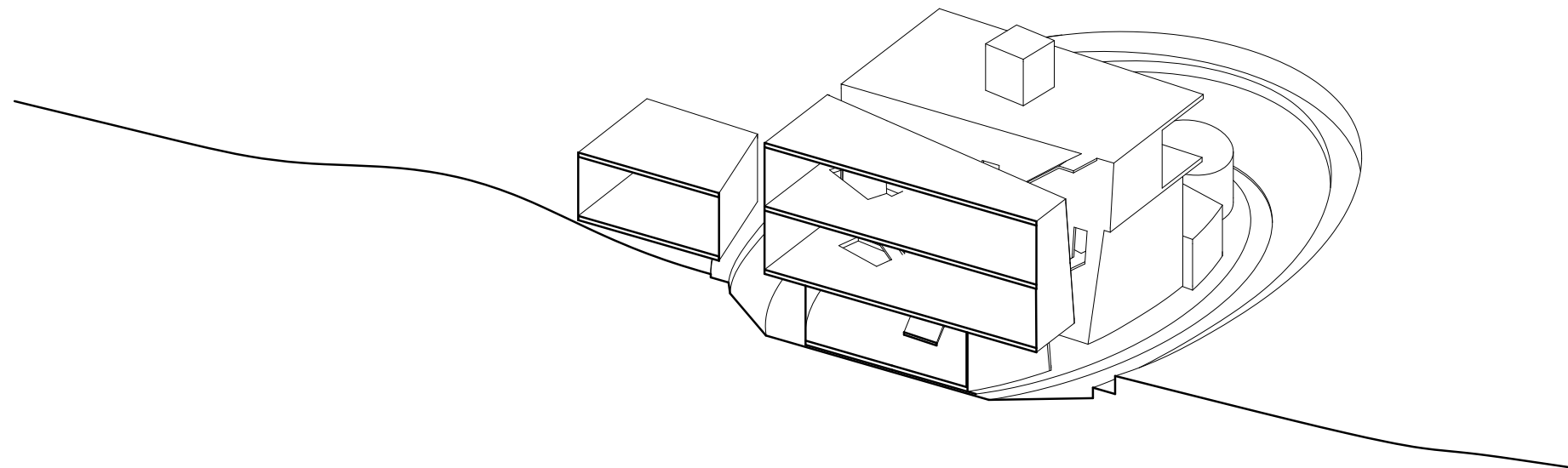
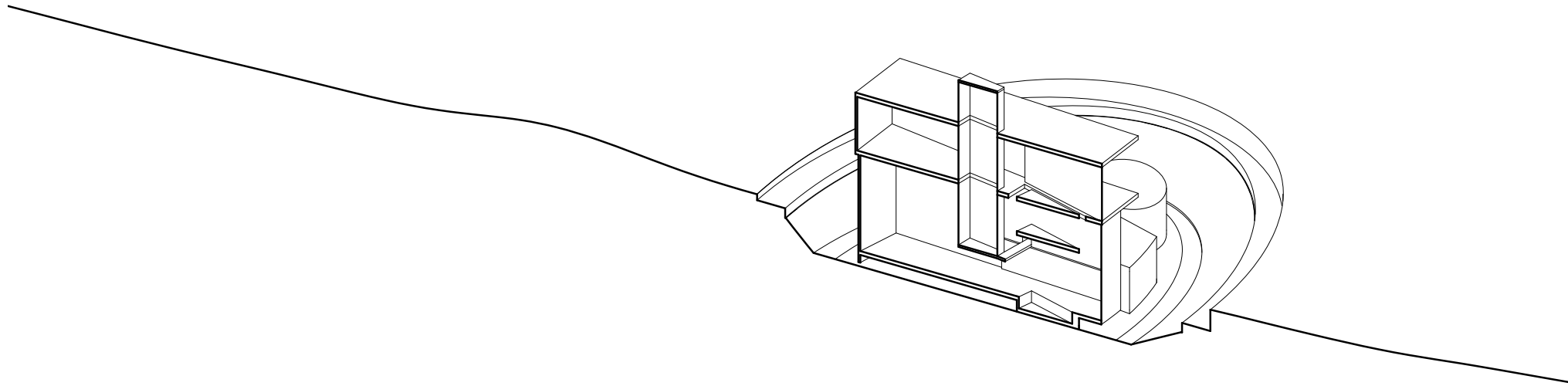
SECTION 1



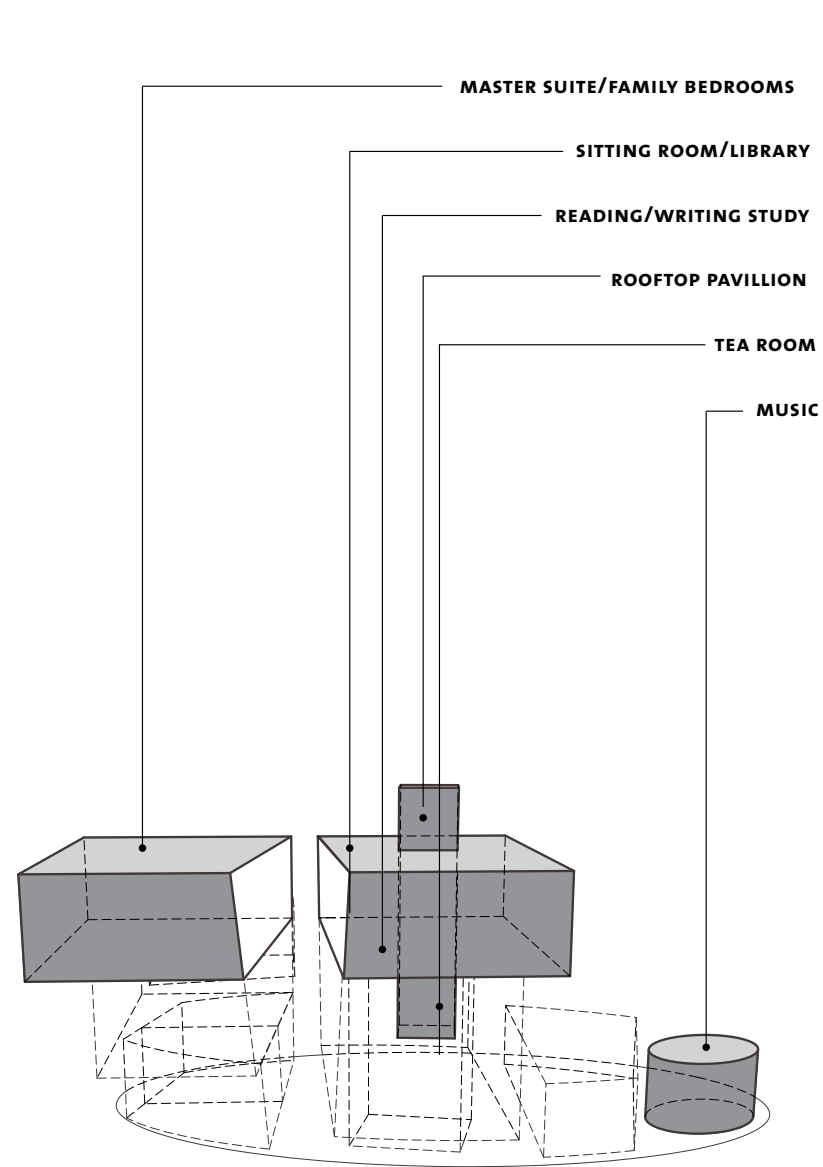
SECTION 2

SCHEME 1 -
Conceptual Design
Sections

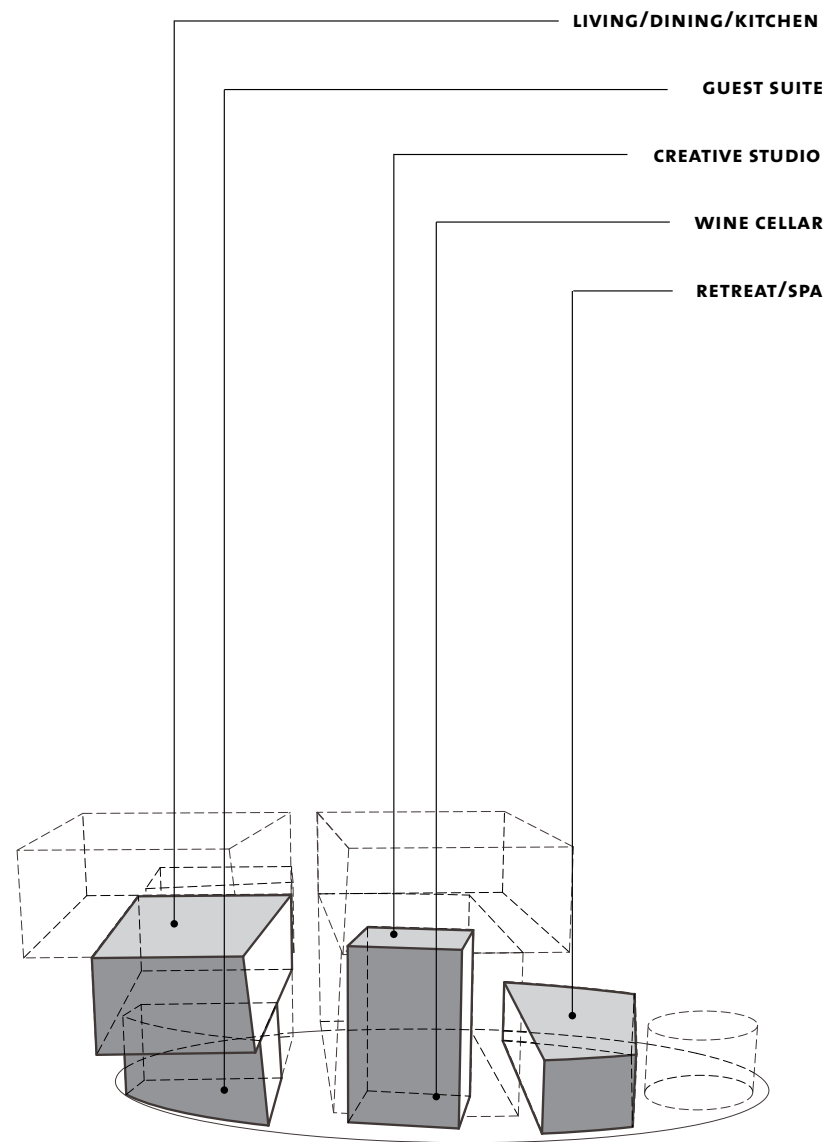




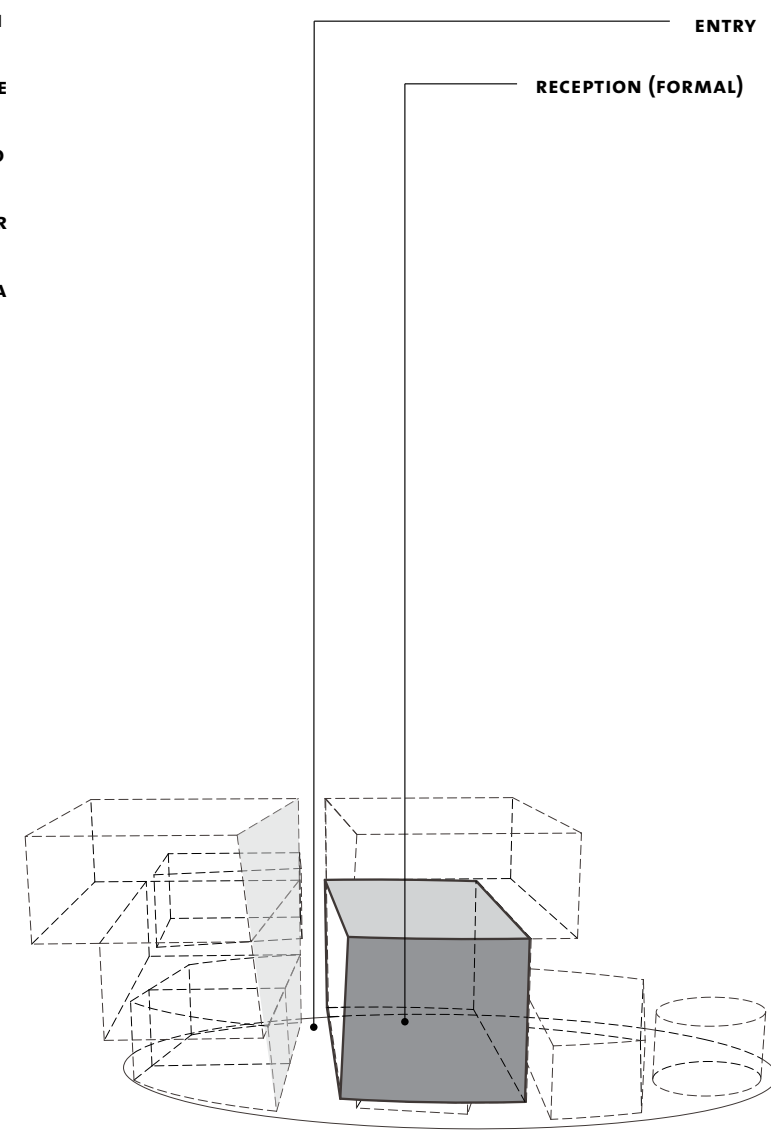
SCHEME 1 -
Conceptual Design
Axonometric Sections



FAMILY
(Private)

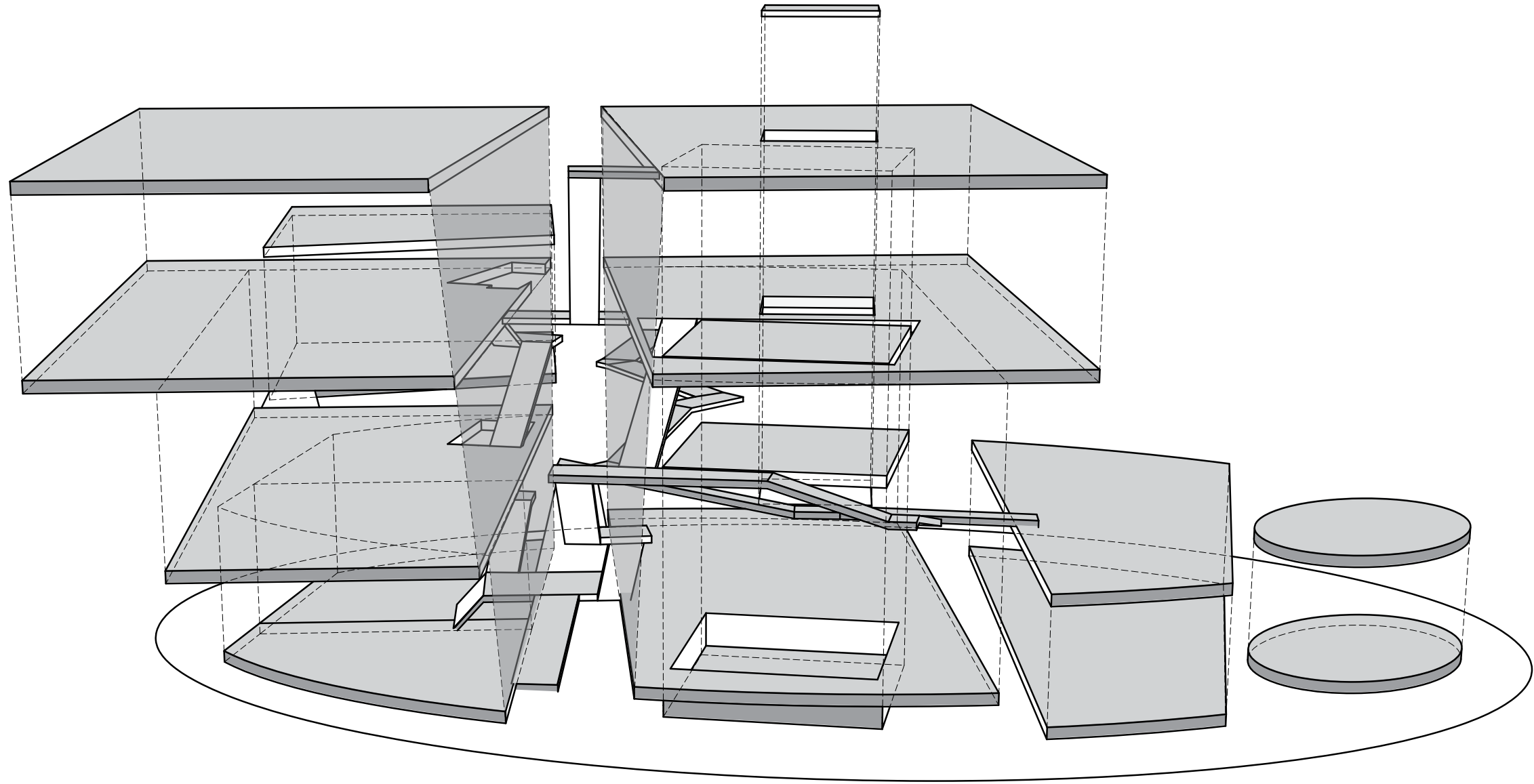


FAMILY AND FRIENDS
(Semi-Private)

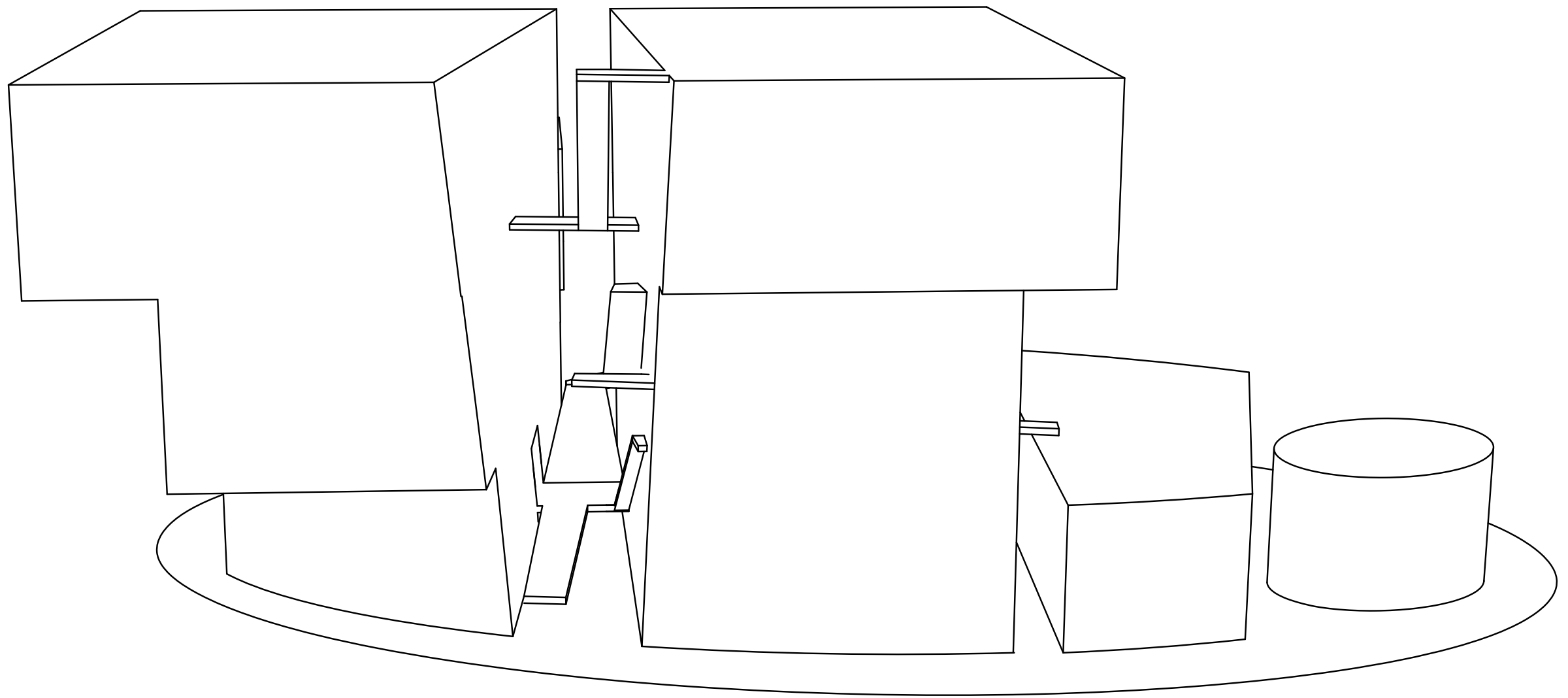


GUESTS
(Public)

SCHEME 1 -
Conceptual Design
Space Use Diagrams




SCHEME 1 -
Conceptual Design
Circulation Diagram



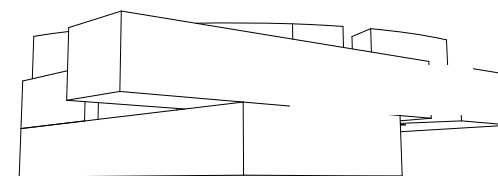
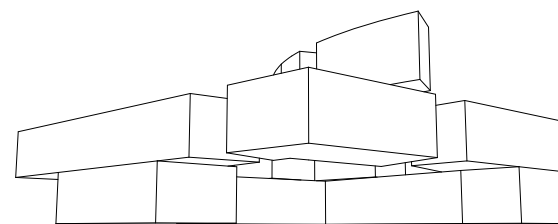
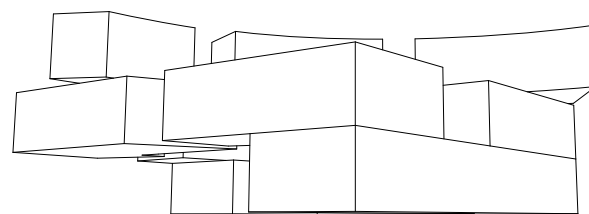
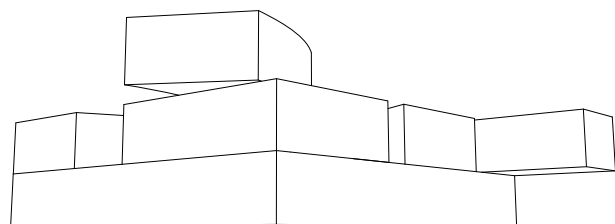
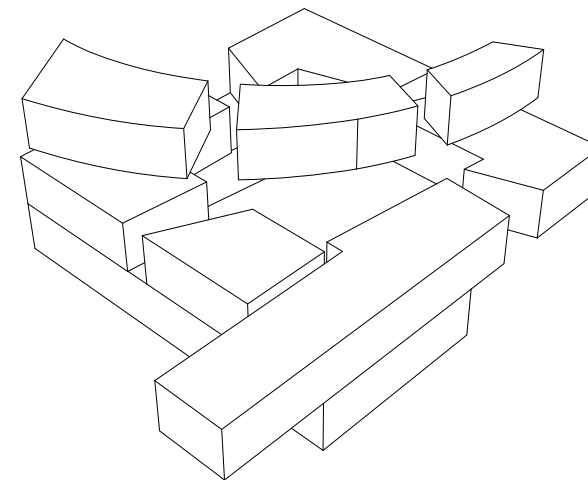
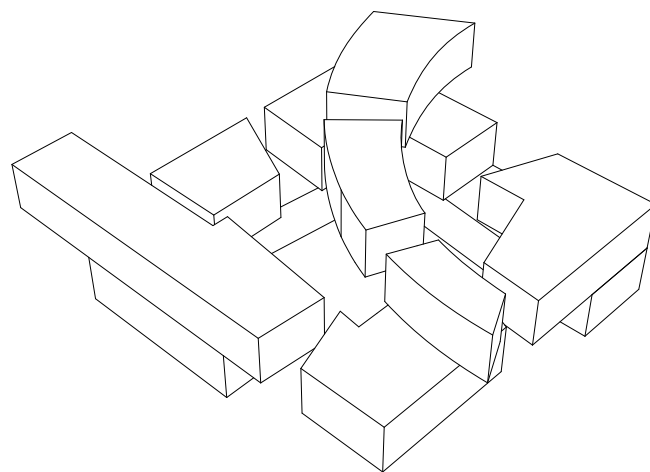
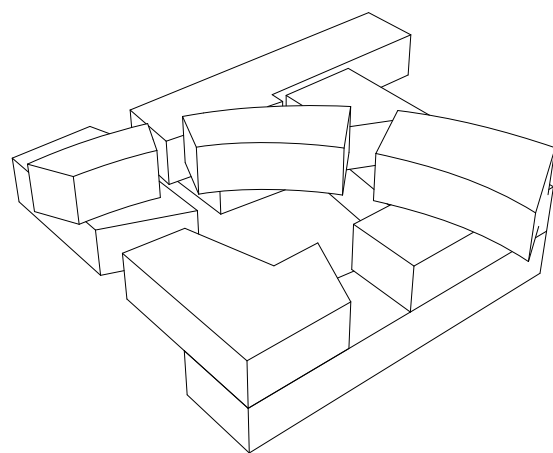
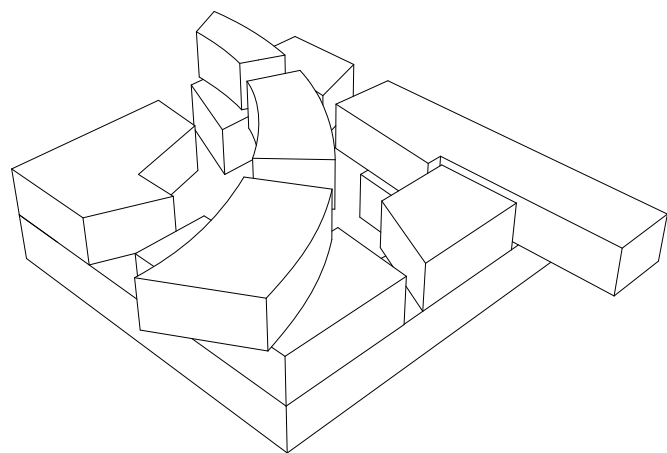
SCHEME 1 -
Conceptual Design
Massing Model



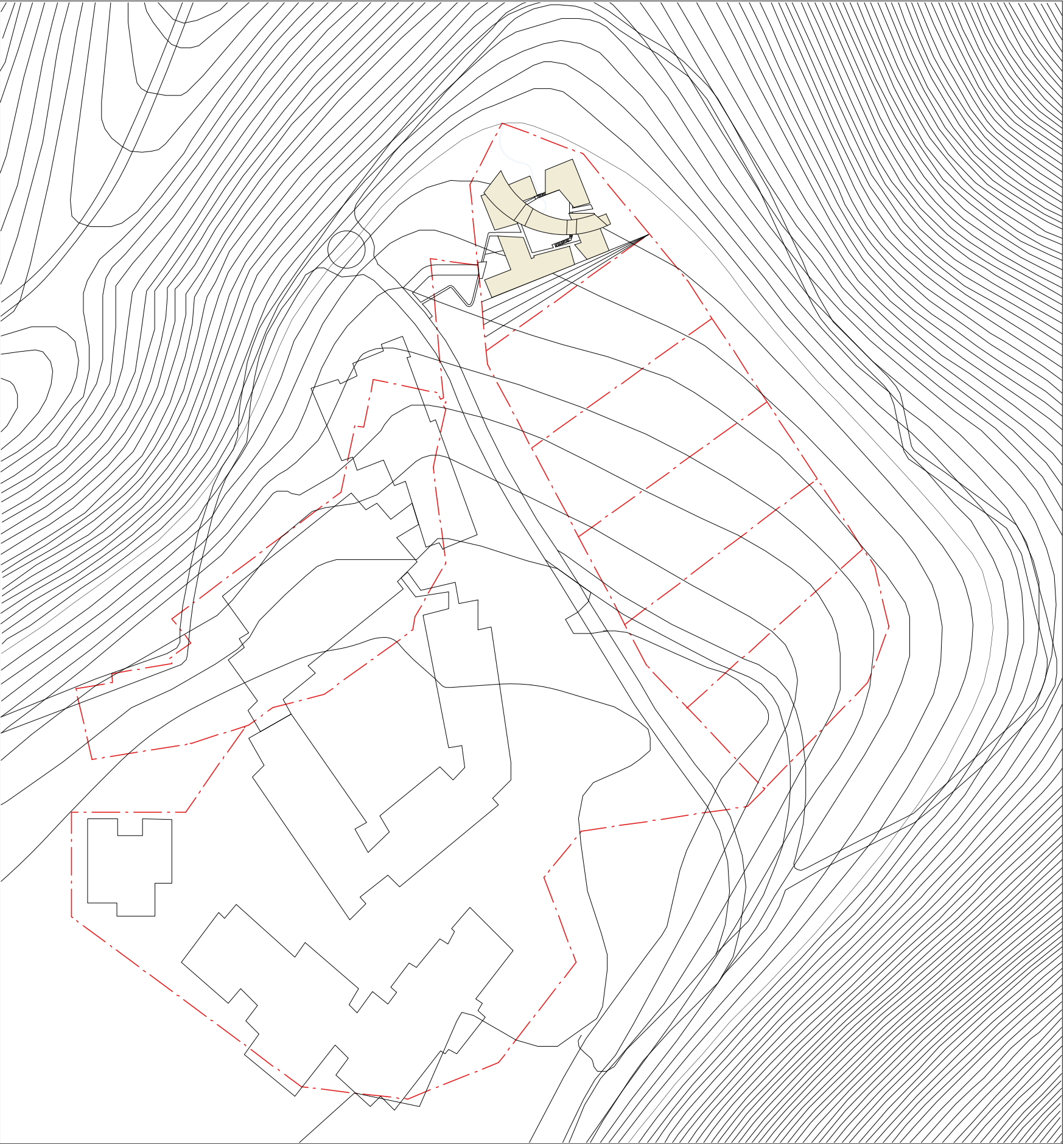









SCHEME 2 -
Conceptual Design
Axonometric Views

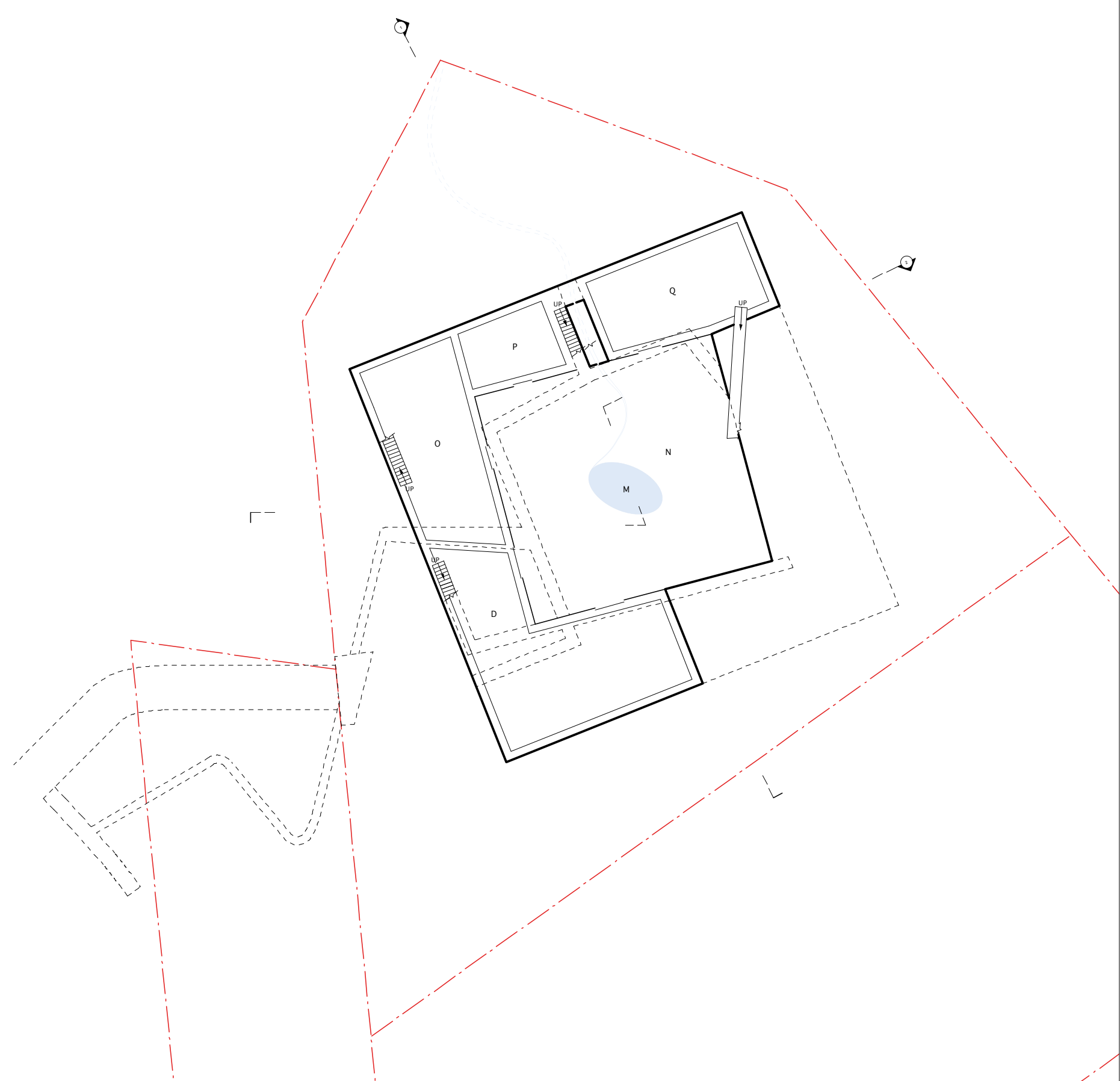


LEGEND

A	GATE
B	GARAGE
C	ENTRY
D	RECEPTION (FORMAL)
E	LIVING ROOM
F	CREATIVE STUDIO
G1 & 2	GUEST SUITE OR 2BEDROOMS
H1 & 2	GUEST SUITE OR 2BEDROOMS
I	HIGH GARDENS
J	DINING
K	KITCHEN
L	PANTRY
M	POND / WELL
N	LOWER GARDEN
O	LIBRARY
P	MUSIC ROOM
Q	ENTERTAINMENT ROOM
R	MASTER SUITE
S	ROOF GARDEN
T	MOUNTAIN VIEW LOUNGE
U	OFFICE
V	SPA / GYM
W	ROOF DECK

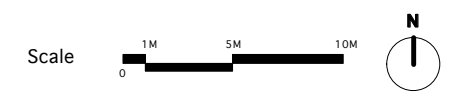
SCHEME 2 -
Conceptual Design
Overall Site Plan





- LEGEND**
- A GATE
 - B GARAGE
 - C ENTRY
 - D RECEPTION (FORMAL)
 - E LIVING ROOM
 - F CREATIVE STUDIO
 - G1 & 2 GUEST SUITE OR 2BEDROOMS
 - H1 & 2 GUEST SUITE OR 2BEDROOMS
 - I HIGH GARDENS
 - J DINING
 - K KITCHEN
 - L PANTRY
 - M POND / WELL
 - N LOWER GARDEN
 - O LIBRARY
 - P MUSIC ROOM
 - Q ENTERTAINMENT ROOM
 - R MASTER SUITE
 - S ROOF GARDEN
 - T MOUNTAIN VIEW LOUNGE
 - U OFFICE
 - V SPA / GYM
 - W ROOF DECK

SCHEME 2 -
Conceptual Design
Floor Plan Level -1
(in ground)

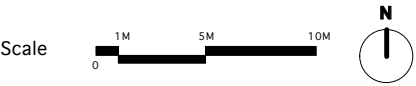




LEGEND:

- A GATE
- B GARAGE
- C ENTRY
- D RECEPTION (FORMAL)
- E LIVING ROOM
- F CREATIVE STUDIO
- G1 & 2 GUEST SUITE OR 2BEDROOMS
- H GUEST SUITE OR 2BEDROOMS
- I HIGH GARDENS
- J DINING
- K KITCHEN
- L PANTRY
- M POND / WELL
- N LOWER GARDEN
- O LIBRARY
- P MUSIC ROOM
- Q ENTERTAINMENT ROOM
- R MASTER SUITE
- S ROOF GARDEN
- T MOUNTAIN VIEW LOUNGE
- U OFFICE
- V SPA / GYM
- W ROOF DECK

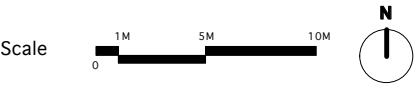
SCHEME 2 -
Conceptual Design
Floor Plan Level 0
(on ground)

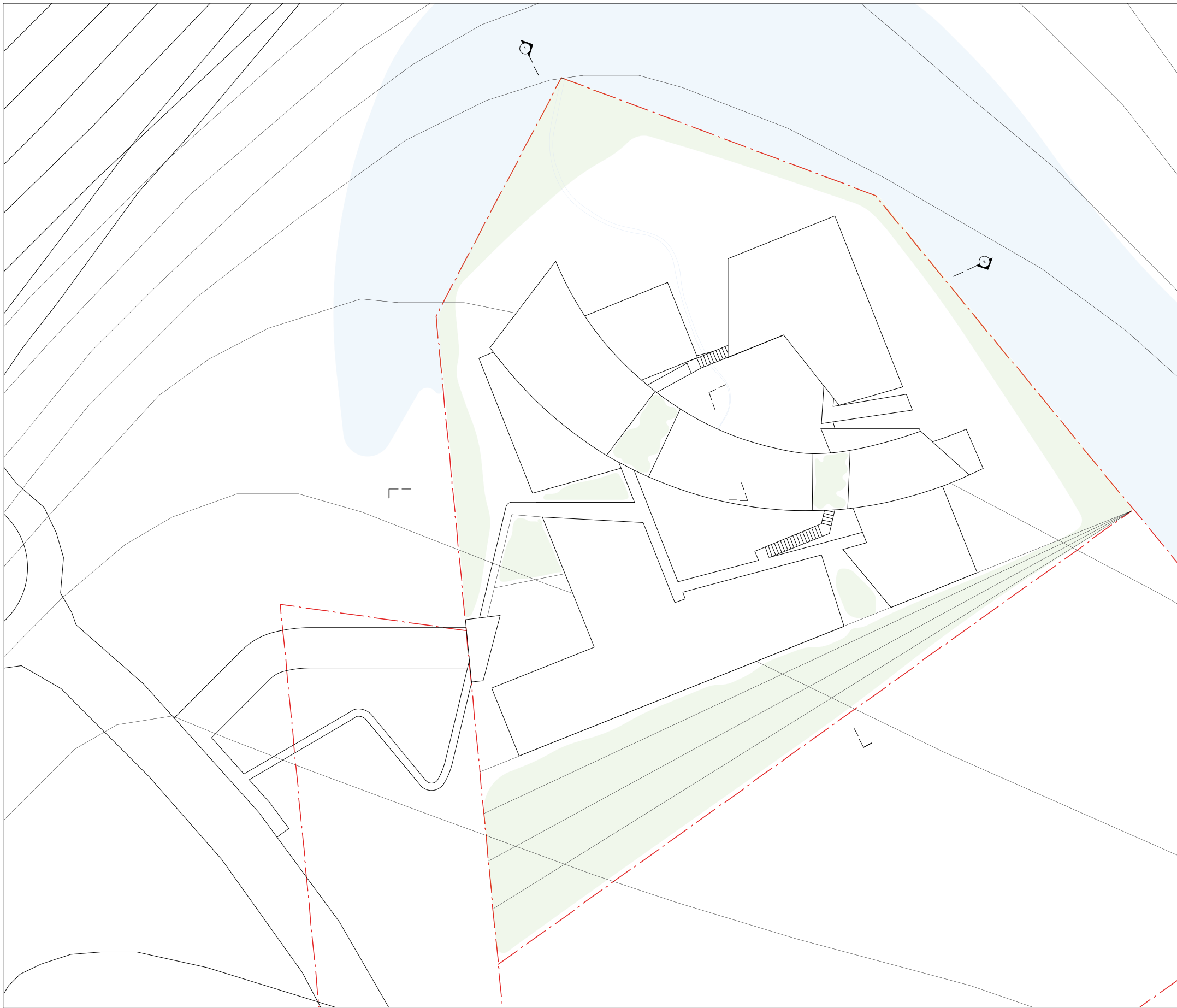




- LEGEND:
- A GATE
 - B GARAGE
 - C ENTRY
 - D RECEPTION (FORMAL)
 - E LIVING ROOM
 - F CREATIVE STUDIO
 - G1 & 2 GUEST SUITE OR 2BEDROOMS
 - H GUEST SUITE OR 2BEDROOMS
 - I HIGH GARDENS
 - J DINING
 - K KITCHEN
 - L PANTRY
 - M POND / WELL
 - N LOWER GARDEN
 - O LIBRARY
 - P MUSIC ROOM
 - Q ENTERTAINMENT ROOM
 - R MASTER SUITE
 - S ROOF GARDEN
 - T MOUNTAIN VIEW LOUNGE
 - U OFFICE
 - V SPA / GYM
 - W ROOF DECK

SCHEME 2 -
Conceptual Design
Floor Plan Level 1
(above ground)

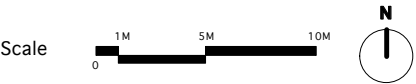




LEGEND:

- A GATE
- B GARAGE
- C ENTRY
- D RECEPTION (FORMAL)
- E LIVING ROOM
- F CREATIVE STUDIO
- G1 & 2 GUEST SUITE OR 2BEDROOMS
- H GUEST SUITE OR 2BEDROOMS
- I HIGH GARDENS
- J DINING
- K KITCHEN
- L PANTRY
- M POND / WELL
- N LOWER GARDEN
- O LIBRARY
- P MUSIC ROOM
- Q ENTERTAINMENT ROOM
- R MASTER SUITE
- S ROOF GARDEN
- T MOUNTAIN VIEW LOUNGE
- U OFFICE
- V SPA / GYM
- W ROOF DECK

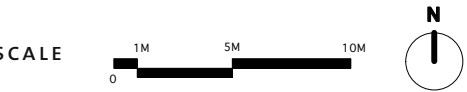
SCHEME 2 -
Conceptual Design
Roof Plan

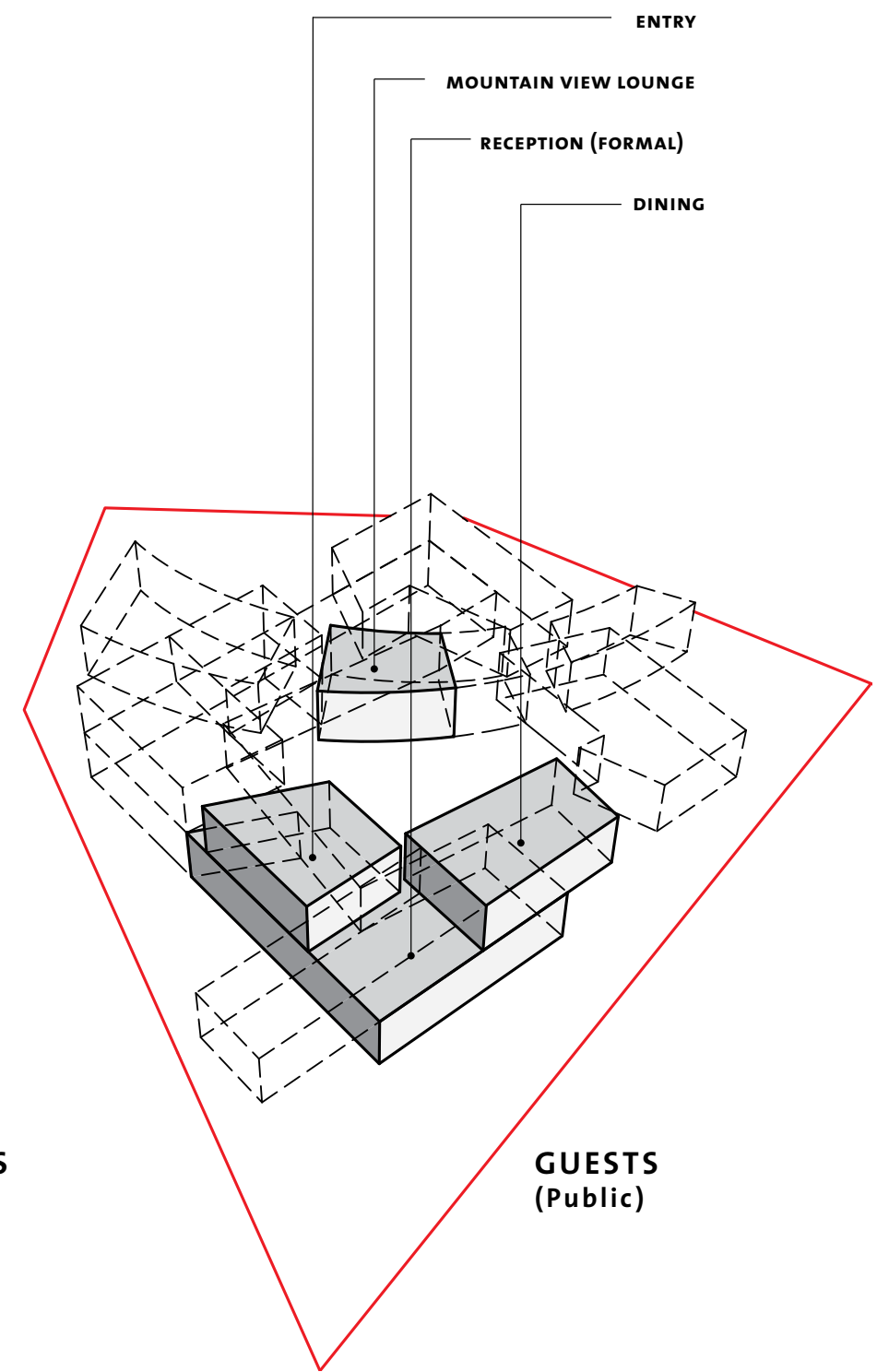
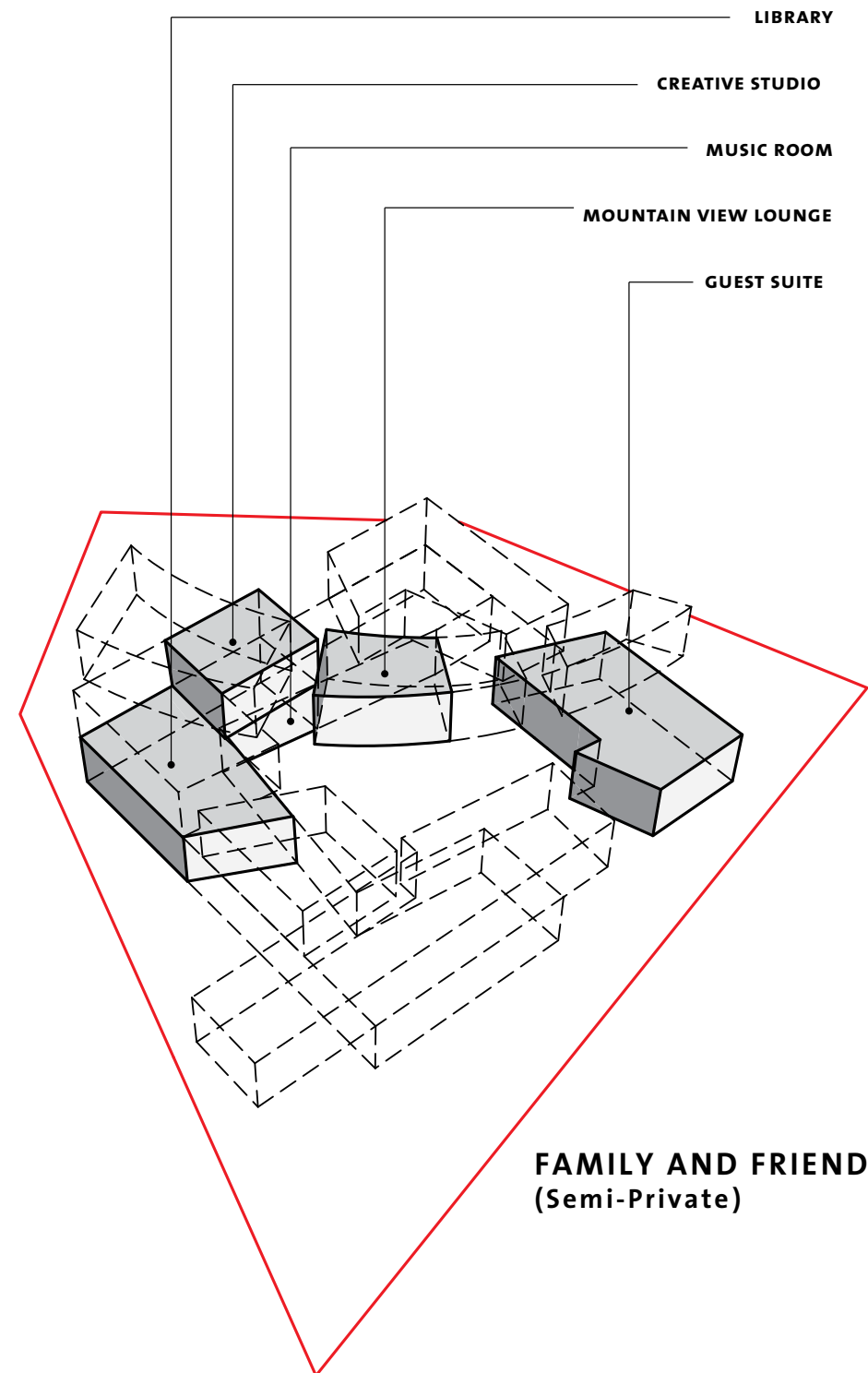
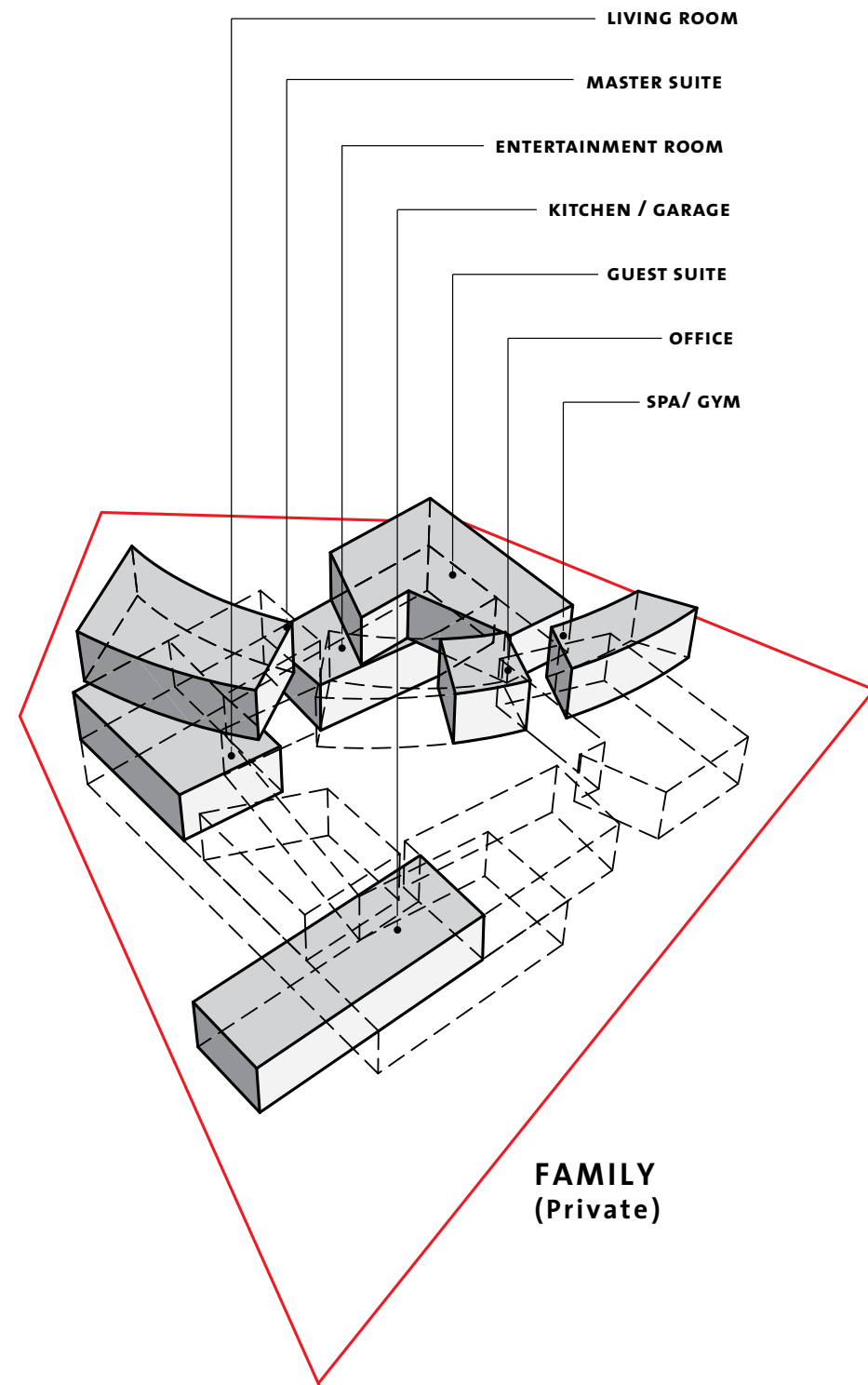


LEGEND:

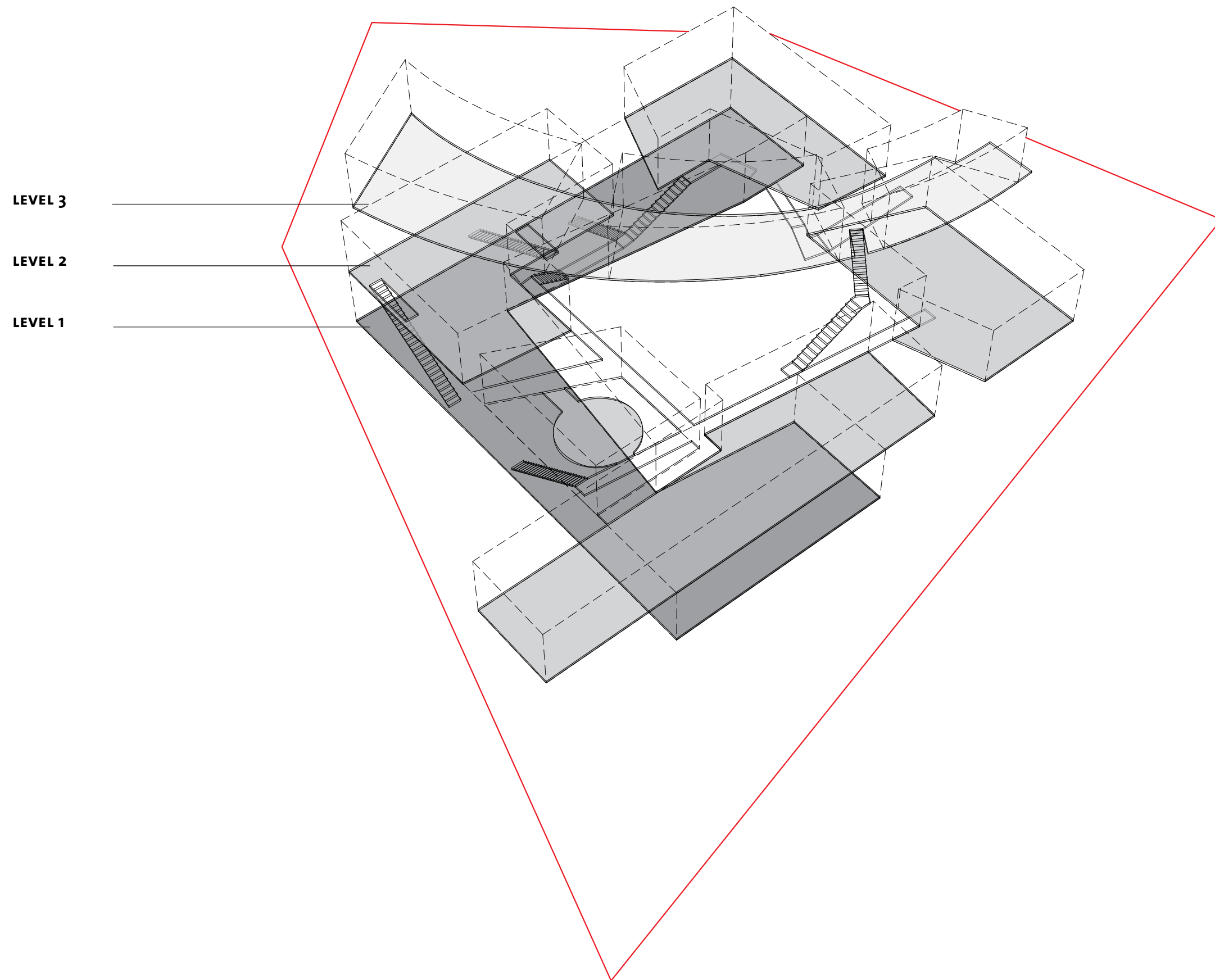
- A GATE
- B GARAGE
- C ENTRY
- D RECEPTION (FORMAL)
- E LIVING ROOM
- F CREATIVE STUDIO
- G1 & 2 GUEST SUITE OR 2BEDROOMS
- H GUEST SUITE OR 2BEDROOMS
- I HIGH GARDENS
- J DINING
- K KITCHEN
- L PANTRY
- M POND / WELL
- N LOWER GARDEN
- O LIBRARY
- P MUSIC ROOM
- Q ENTERTAINMENT ROOM
- R MASTER SUITE
- S ROOF GARDEN
- T MOUNTAIN VIEW LOUNGE
- U OFFICE
- V SPA / GYM
- W ROOF DECK

SCHEME 2 -
Conceptual Design
Sections

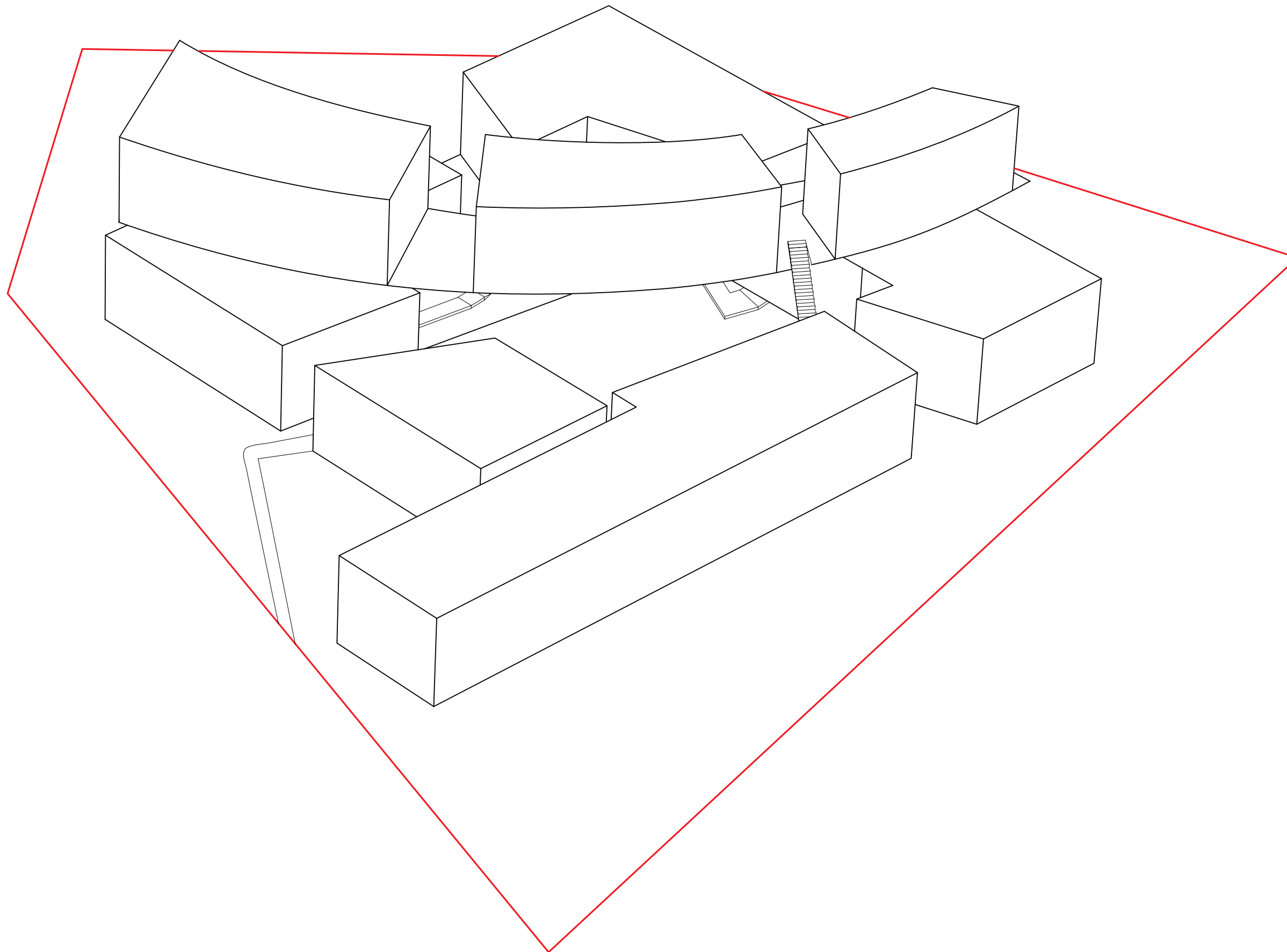




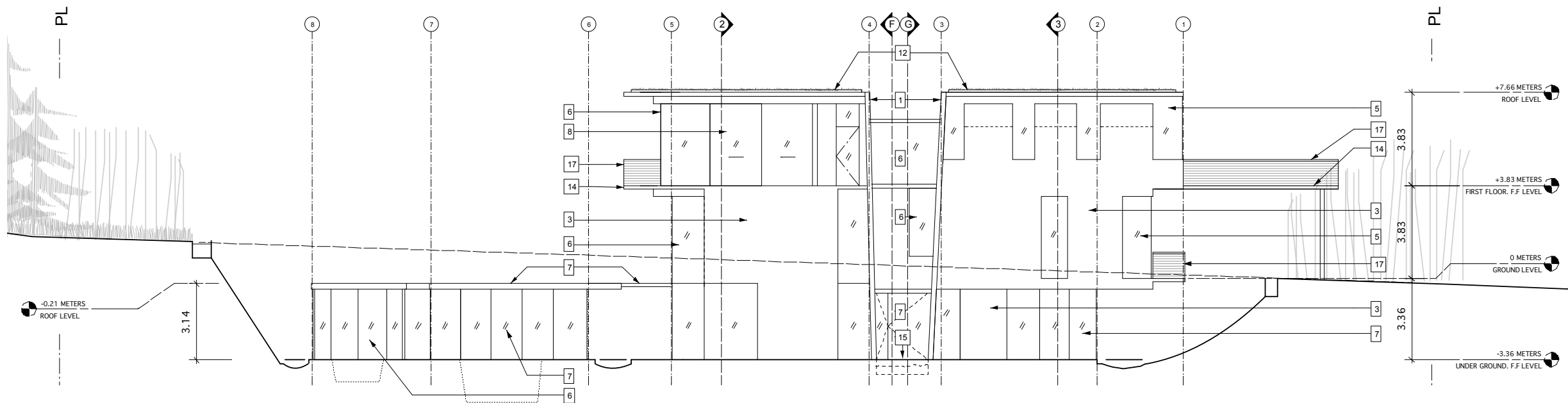
SCHEME 2 -
Conceptual Design
Space Use Diagrams



SCHEME 2 -
Conceptual Design
Circulation Diagram



SCHEME 2 -
Conceptual Design
Massing Model

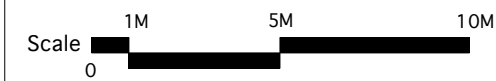


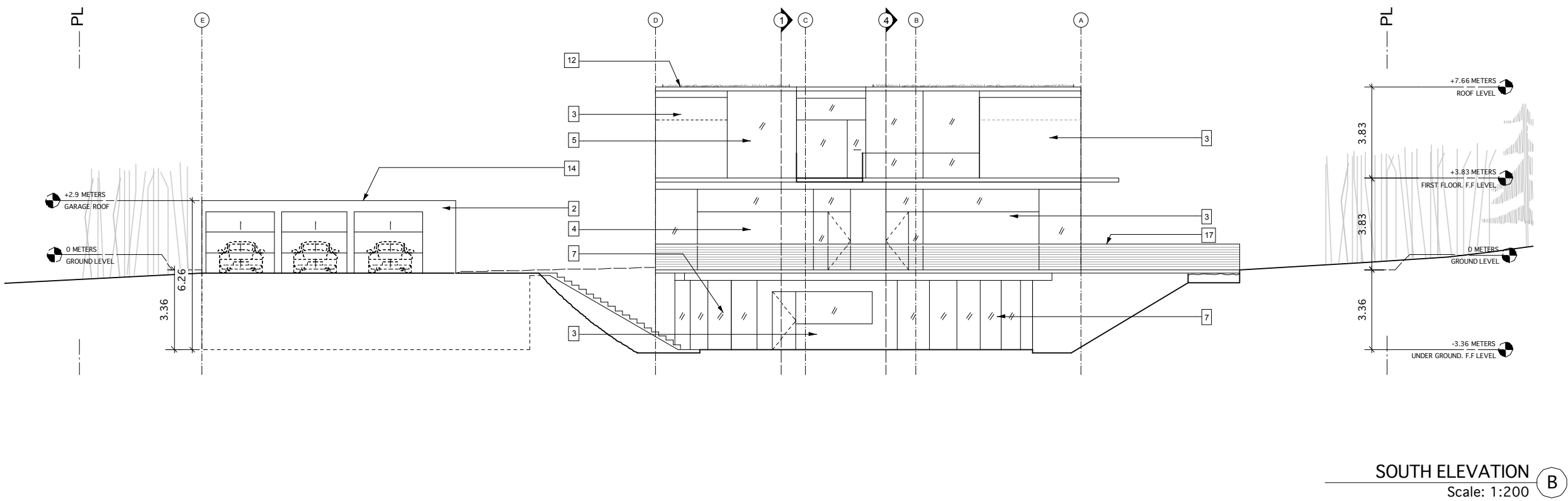
WEST ELEVATION
Scale: 1:200

KEYNOTE LEGEND:

- 1 POURED IN PLACE CONCRETE WALL ASSEMBLY: BAMBOO FORMWORK
- 2 POURED IN PLACE CONCRETE WALL ASSEMBLY: BOARD FORMED
- 3 POURED IN PLACE CONCRETE WALASSEMBLY: BOARD FORMED
- 4 PLASTER WALL ASSEMBLY
- 5 GLAZED ALUMINUM WINDOWS
- 6 GLAZED ALUMINUM WALL SYSTEM: FIXED
- 7 GLAZED ALUMINUM WALL SYSTEM: OPERABLE: PIVOTS
- 8 GLAZED ALUMINUM WALL SYSTEM: OPERABLE: SLIDERS
- 9 STEEL COLUMNS
- 10 SHADE SCREENS: FIXED
- 11 SHADE SCREENS: OPERABLE
- 12 ROOF ASSEMBLY: PLANTED
- 13 ROOF ASEMBLY: WOOD DECK
- 14 ROOF/DECK ASSEMBLY: CONCRETE
- 15 CONCRETE RAMPS
- 16 STONE WALKWAYS
- 17 GUARDRAIL SYSTEM

ELEVATIONS



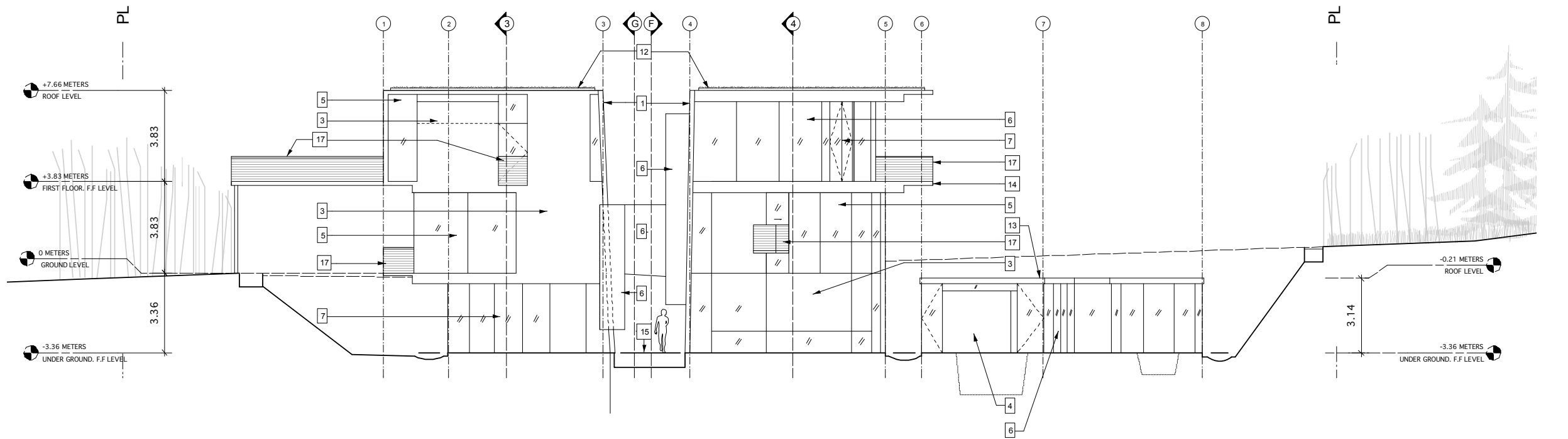


KEYNOTE LEGEND:

- 1 POURED IN PLACE CONCRETE WALL ASSEMBLY: BAMBOO FORMWORK
- 2 POURED IN PLACE CONCRETE WALL ASSEMBLY: BOARD FORMED
- 3 POURED IN PLACE CONCRETE WALASSEMBLY: BOARD FORMED
- 4 PLASTER WALL ASSEMBLY
- 5 GLAZED ALUMINUM WINDOWS
- 6 GLAZED ALUMINUM WALL SYSTEM: FIXED
- 7 GLAZED ALUMINUM WALL SYSTEM: OPERABLE: PIVOTS
- 8 GLAZED ALUMINUM WALL SYSTEM: OPERABLE: SLIDERS
- 9 STEEL COLUMNS
- 10 SHADE SCREENS: FIXED
- 11 SHADE SCREENS: OPERABLE
- 12 ROOF ASSEMBLY: PLANTED
- 13 ROOF ASEEMBLY: WOOD DECK
- 14 ROOF/DECK ASSEMBLY: CONCRETE
- 15 CONCRETE RAMPS
- 16 STONE WALKWAYS
- 17 GUARDRAIL SYSTEM

ELEVATIONS





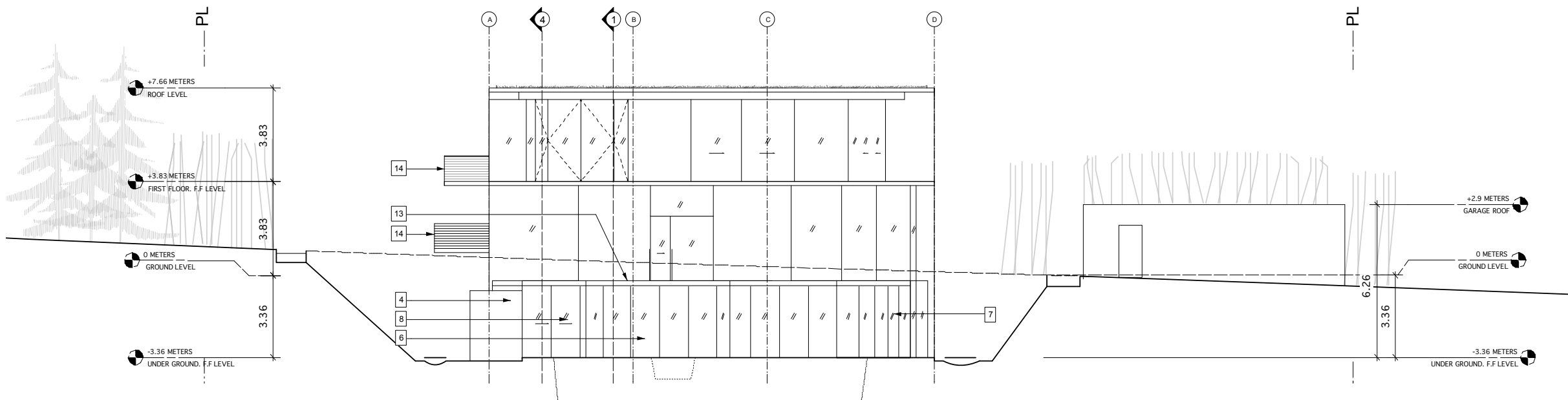
EAST ELEVATION
Scale: 1:200 C

KEYNOTE LEGEND:

- 1 POURED IN PLACE CONCRETE WALL ASSEMBLY: BAMBOO FORMWORK
- 2 POURED IN PLACE CONCRETE WALL ASSEMBLY: BOARD FORMED
- 3 POURED IN PLACE CONCRETE WALASSEMBLY: BOARD FORMED
- 4 PLASTER WALL ASSEMBLY
- 5 GLAZED ALUMINUM WINDOWS
- 6 GLAZED ALUMINUM WALL SYSTEM: FIXED
- 7 GLAZED ALUMINUM WALL SYSTEM: OPERABLE: PIVOTS
- 8 GLAZED ALUMINUM WALL SYSTEM: OPERABLE: SLIDERS
- 9 STEEL COLUMNS
- 10 SHADE SCREENS: FIXED
- 11 SHADE SCREENS: OPERABLE
- 12 ROOF ASSEMBLY: PLANTED
- 13 ROOF ASEMBLY: WOOD DECK
- 14 ROOF/DECK ASSEMBLY: CONCRETE
- 15 CONCRETE RAMPS
- 16 STONE WALKWAYS
- 17 GUARDRAIL SYSTEM

ELEVATIONS

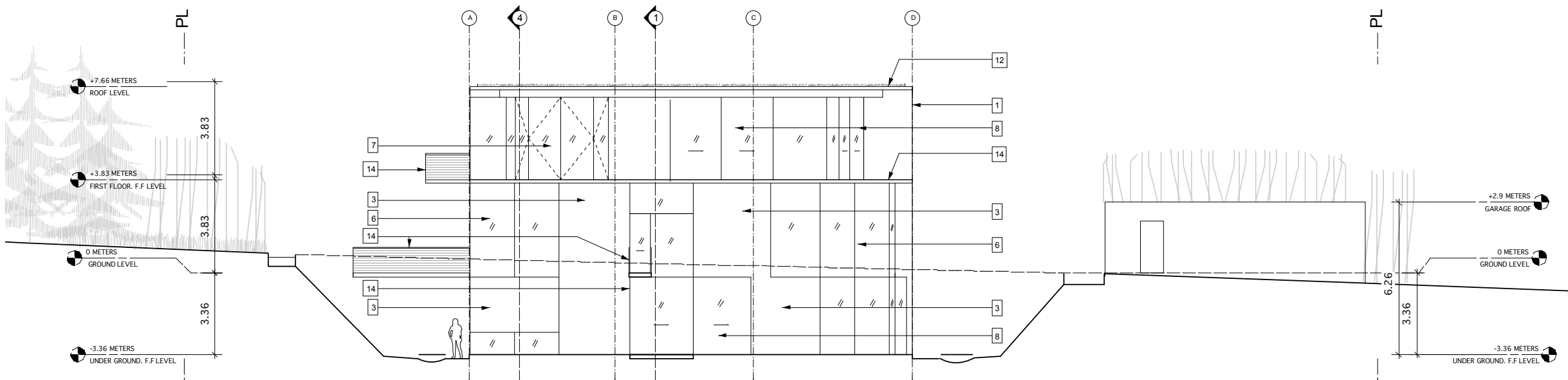
Scale 0 1M 5M 10M



- KEYNOTE LEGEND:
- 1 POURED IN PLACE CONCRETE WALL ASSEMBLY: BAMBOO FORMWORK
 - 2 POURED IN PLACE CONCRETE WALL ASSEMBLY: BOARD FORMED
 - 3 POURED IN PLACE CONCRETE WALASSEMBLY: BOARD FORMED
 - 4 PLASTER WALL ASSEMBLY
 - 5 GLAZED ALUMINUM WINDOWS
 - 6 GLAZED ALUMINUM WALL SYSTEM: FIXED
 - 7 GLAZED ALUMINUM WALL SYSTEM: OPERABLE: PIVOTS
 - 8 GLAZED ALUMINUM WALL SYSTEM: OPERABLE: SLIDERS
 - 9 STEEL COLUMNS
 - 10 SHADE SCREENS: FIXED
 - 11 SHADE SCREENS: OPERABLE
 - 12 ROOF ASSEMBLY: PLANTED
 - 13 ROOF ASEMBLY: WOOD DECK
 - 14 ROOF/DECK ASSEMBLY: CONCRETE
 - 15 CONCRETE RAMPS
 - 16 STONE WALKWAYS
 - 17 GUARDRAIL SYSTEM

ELEVATIONS

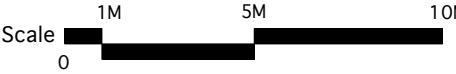


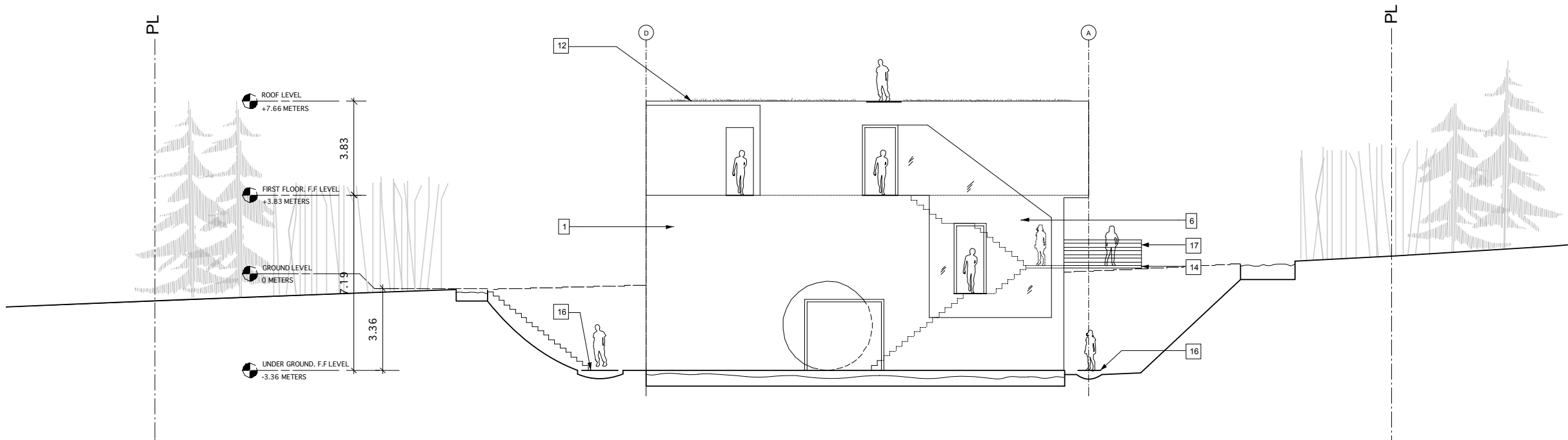


NORTH ELEVATION @ CENTRAL BLDG. E
Scale: 1:200

- KEYNOTE LEGEND:
- 1 POURED IN PLACE CONCRETE WALL ASSEMBLY: BAMBOO FORMWORK
 - 2 POURED IN PLACE CONCRETE WALL ASSEMBLY: BOARD FORMED
 - 3 POURED IN PLACE CONCRETE WALASSEMBLY: BOARD FORMED
 - 4 PLASTER WALL ASSEMBLY
 - 5 GLAZED ALUMINUM WINDOWS
 - 6 GLAZED ALUMINUM WALL SYSTEM: FIXED
 - 7 GLAZED ALUMINUM WALL SYSTEM: OPERABLE: PIVOTS
 - 8 GLAZED ALUMINUM WALL SYSTEM: OPERABLE: SLIDERS
 - 9 STEEL COLUMNS
 - 10 SHADE SCREENS: FIXED
 - 11 SHADE SCREENS: OPERABLE
 - 12 ROOF ASSEMBLY: PLANTED
 - 13 ROOF ASEMBLY: WOOD DECK
 - 14 ROOF/DECK ASSEMBLY: CONCRETE
 - 15 CONCRETE RAMPS
 - 16 STONE WALKWAYS
 - 17 GUARDRAIL SYSTEM

ELEVATIONS





ELEVATION F
Scale: 1:200

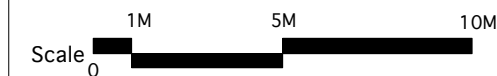
ROOM NAME LEGEND:

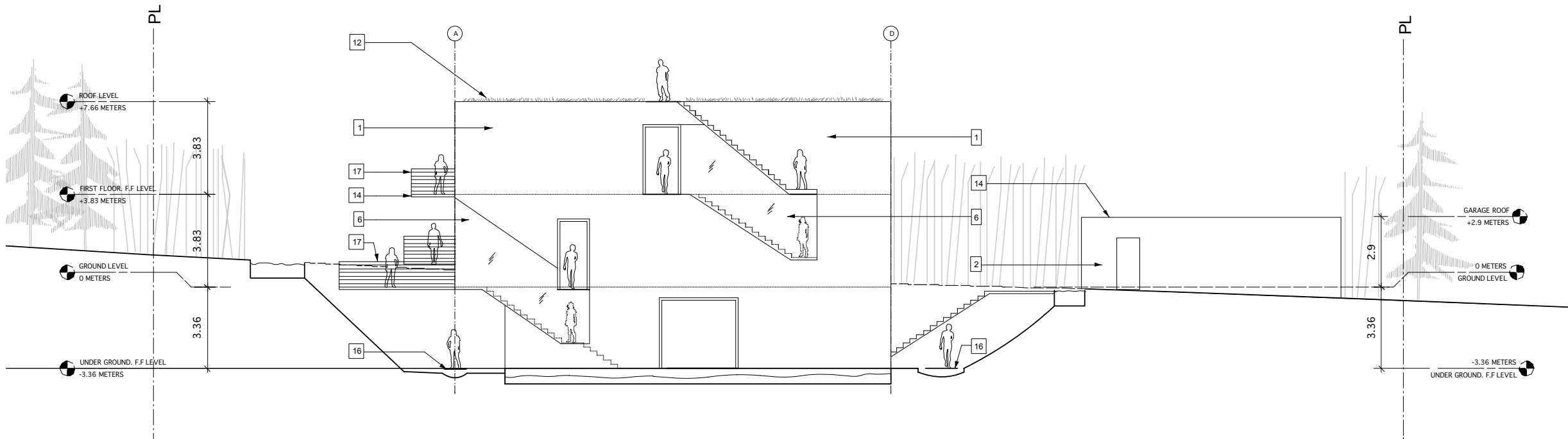
A	ENTRY
B	GARAGE
C	RECEPTION
D	TEA ROOM
E	SITTING/LIBRARY
F	POOL
G	CREATIVE STUDIO
H	READING/WRITING STUDY
K	WINE CELLAR
L	BABY-SITTER
M	GUEST SUITE OR 2 BEDROOMS
N	SPA
O	LIVING
P	DINING
Q	KITCHEN
R	BEDROOM
S	STORAGE
T	MASTER SUITE
U	BANK VAULT
V	MOAT
W	ROOF DECK
X	ROOF GARDEN
Y	GARDEN
Z	BAMBOO FOREST
WC	BATHROOM
CL	CLOSET

KEYNOTE LEGEND:

- 1 POURED IN PLACE CONCRETE WALL ASSEMBLY: BAMBOO FORMWORK
- 2 POURED IN PLACE CONCRETE WALL ASSEMBLY: BOARD FORMED
- 3 POURED IN PLACE CONCRETE WALL ASSEMBLY: BOARD FORMED
- 4 PLASTER WALL ASSEMBLY
- 5 GLAZED ALUMINUM WINDOWS
- 6 GLAZED ALUMINUM WALL SYSTEM: FIXED
- 7 GLAZED ALUMINUM WALL SYSTEM: OPERABLE: PIVOTS
- 8 GLAZED ALUMINUM WALL SYSTEM: OPERABLE: SLIDERS
- 9 STEEL COLUMNS
- 10 SHADE SCREENS: FIXED
- 11 SHADE SCREENS: OPERABLE
- 12 ROOF ASSEMBLY: PLANTED
- 13 ROOF ASSEMBLY: WOOD DECK
- 14 ROOF/DECK ASSEMBLY: CONCRETE
- 15 CONCRETE RAMPS
- 16 STONE WALKWAYS
- 17 GUARDRAIL SYSTEM

SECTIONS





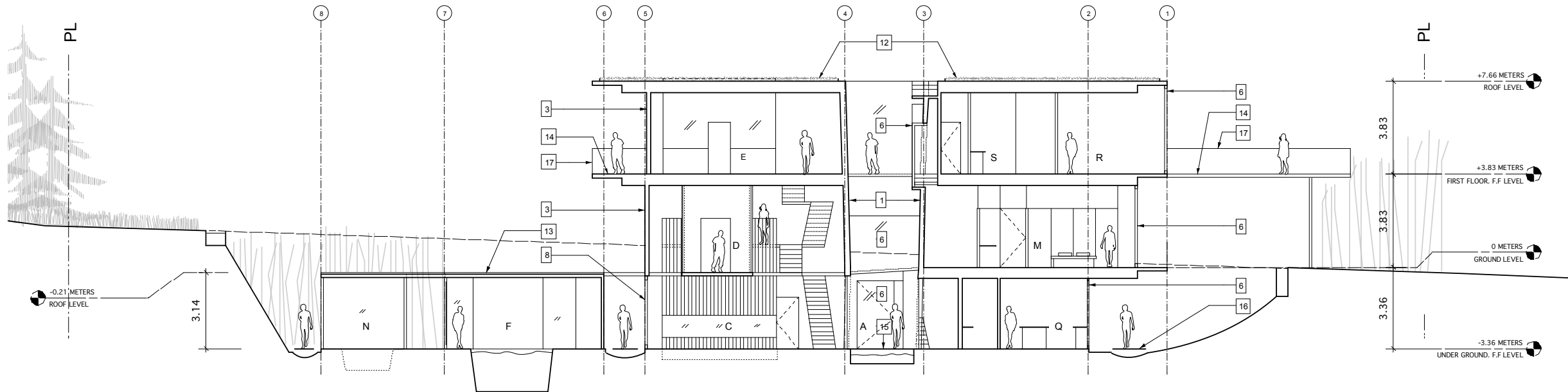
ELEVATION G
Scale: 1:200

ROOM NAME LEGEND:	
A	ENTRY
B	GARAGE
C	RECEPTION
D	TEA ROOM
E	SITTING/LIBRARY
F	POOL
G	CREATIVE STUDIO
H	READING/WRITING STUDY
K	WINE CELLAR
L	BABY-SITTER
M	GUEST SUITE OR 2 BEDROOMS
N	SPA
O	LIVING
P	DINING
Q	KITCHEN
R	BEDROOM
S	STORAGE
T	MASTER SUITE
U	BANK VAULT
V	MOAT
W	ROOF DECK
X	ROOF GARDEN
Y	GARDEN
Z	BAMBOO FOREST
WC	BATHROOM
CL	CLOSET

KEYNOTE LEGEND:	
1	POURED IN PLACE CONCRETE WALL ASSEMBLY: BAMBOO FORMWORK
2	POURED IN PLACE CONCRETE WALL ASSEMBLY: BOARD FORMED
3	POURED IN PLACE CONCRETE WALL ASSEMBLY: BOARD FORMED
4	PLASTER WALL ASSEMBLY
5	GLAZED ALUMINUM WINDOWS
6	GLAZED ALUMINUM WALL SYSTEM: FIXED
7	GLAZED ALUMINUM WALL SYSTEM: OPERABLE: PIVOTS
8	GLAZED ALUMINUM WALL SYSTEM: OPERABLE: SLIDERS
9	STEEL COLUMNS
10	SHADE SCREENS: FIXED
11	SHADE SCREENS: OPERABLE
12	ROOF ASSEMBLY: PLANTED
13	ROOF ASSEMBLY: WOOD DECK
14	ROOF/DECK ASSEMBLY: CONCRETE
15	CONCRETE RAMPS
16	STONE WALKWAYS
17	GUARDRAIL SYSTEM

SECTIONS





SECTION 1
Scale: 1:200

ROOM NAME LEGEND:

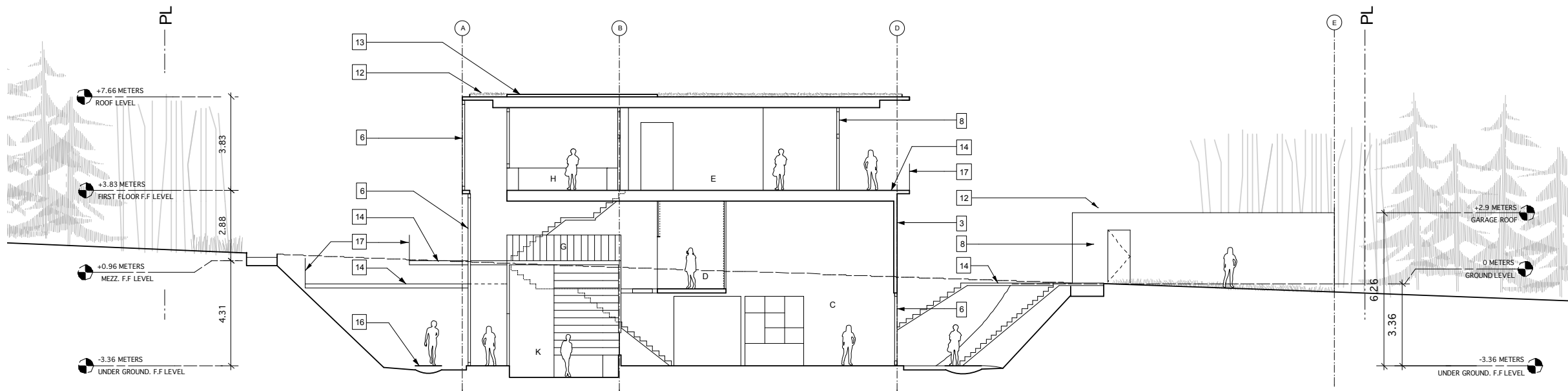
A	ENTRY
B	GARAGE
C	RECEPTION
D	TEA ROOM
E	SITTING/LIBRARY
F	POOL
G	CREATIVE STUDIO
H	READING/WRITING STUDY
K	WINE CELLAR
L	BABY-SITTER
M	GUEST SUITE OR 2 BEDROOMS
N	SPA
O	LIVING
P	DINING
Q	KITCHEN
R	BEDROOM
S	STORAGE
T	MASTER SUITE
U	BANK VAULT
V	MOAT
W	ROOF DECK
X	ROOF GARDEN
Y	GARDEN
Z	BAMBOO FOREST
WC	BATHROOM
CL	CLOSET

KEYNOTE LEGEND:

- 1 POURED IN PLACE CONCRETE WALL ASSEMBLY: BAMBOO FORMWORK
- 2 POURED IN PLACE CONCRETE WALL ASSEMBLY: BOARD FORMED
- 3 POURED IN PLACE CONCRETE WALL ASSEMBLY: BOARD FORMED
- 4 PLASTER WALL ASSEMBLY
- 5 GLAZED ALUMINUM WINDOWS
- 6 GLAZED ALUMINUM WALL SYSTEM: FIXED
- 7 GLAZED ALUMINUM WALL SYSTEM: OPERABLE: PIVOTS
- 8 GLAZED ALUMINUM WALL SYSTEM: OPERABLE: SLIDERS
- 9 STEEL COLUMNS
- 10 SHADE SCREENS: FIXED
- 11 SHADE SCREENS: OPERABLE
- 12 ROOF ASSEMBLY: PLANTED
- 13 ROOF ASSEMBLY: WOOD DECK
- 14 ROOF/DECK ASSEMBLY: CONCRETE
- 15 CONCRETE RAMPS
- 16 STONE WALKWAYS
- 17 GUARDRAIL SYSTEM

SECTIONS





SECTION 2
Scale: 1:200

ROOM NAME LEGEND:

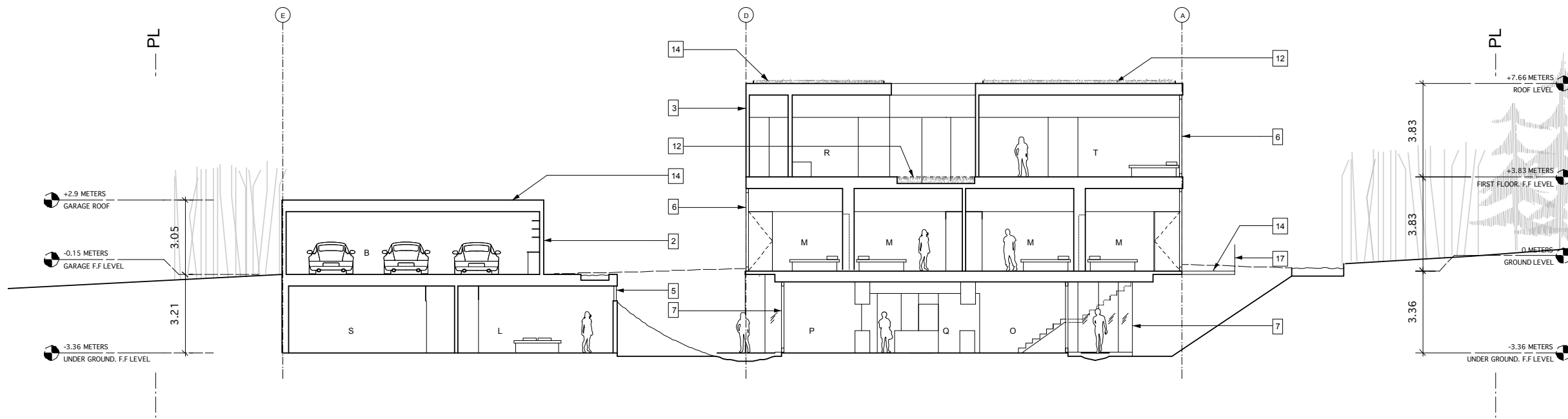
A	ENTRY
B	GARAGE
C	RECEPTION
D	TEA ROOM
E	SITTING/LIBRARY
F	POOL
G	CREATIVE STUDIO
H	READING/WRITING STUDIO
K	WINE CELLAR
L	BABY-SITTER
M	GUEST SUITE OR 2 BEDROOMS
N	SPA
O	LIVING
P	DINING
Q	KITCHEN
R	BEDROOM
S	STORAGE
T	MASTER SUITE
U	BANK VAULT
V	MOAT
W	ROOF DECK
X	ROOF GARDEN
Y	GARDEN
Z	BAMBOO FOREST
WC	BATHROOM
CL	CLOSET

KEYNOTE LEGEND:

- POURED IN PLACE CONCRETE WALL ASSEMBLY:
BAMBOO FORMWORK
- POURED IN PLACE CONCRETE WALL ASSEMBLY:
BOARD FORMED
- POURED IN PLACE CONCRETE WALL ASSEMBLY:
BOARD FORMED
- PLASTER WALL ASSEMBLY
- GLAZED ALUMINUM WINDOWS
- GLAZED ALUMINUM WALL SYSTEM:
FIXED
- GLAZED ALUMINUM WALL SYSTEM:
OPERABLE: PIVOTS
- GLAZED ALUMINUM WALL SYSTEM:
OPERABLE: SLIDERS
- STEEL COLUMNS
- SHADE SCREENS:
FIXED
- SHADE SCREENS:
OPERABLE
- ROOF ASSEMBLY: PLANTED
- ROOF ASSEMBLY: WOOD DECK
- ROOF/DECK ASSEMBLY: CONCRETE
- CONCRETE RAMPS
- STONE WALKWAYS
- GUARDRAIL SYSTEM

SECTIONS





SECTION 3
Scale: 1:200


ROOM NAME LEGEND:

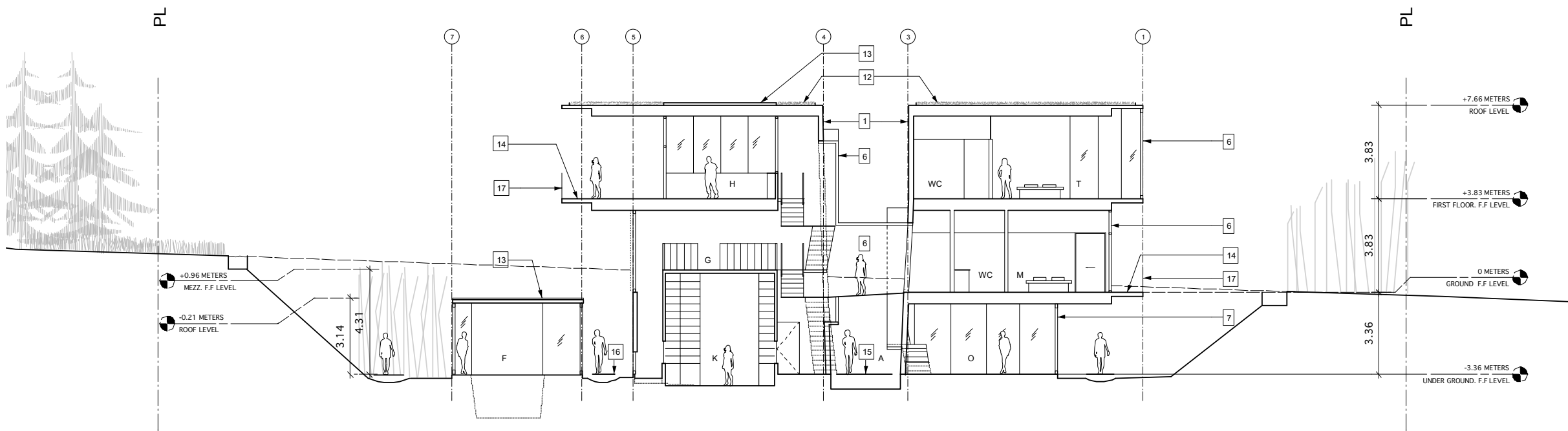
A	ENTRY
B	GARAGE
C	RECEPTION
D	TEA ROOM
E	SITTING/LIBRARY
F	POOL
G	CREATIVE STUDIO
H	READING/WRITING STUDY
K	WINE CELLAR
L	BABY-SITTER
M	GUEST SUITE OR 2 BEDROOMS
N	SPA
O	LIVING
P	DINING
Q	KITCHEN
R	BEDROOM
S	STORAGE
T	MASTER SUITE
U	BANK VAULT
V	MOAT
W	ROOF DECK
X	ROOF GARDEN
Y	GARDEN
Z	BAMBOO FOREST
WC	BATHROOM
CL	CLOSET

KEYNOTE LEGEND:

- POURED IN PLACE CONCRETE WALL ASSEMBLY:
BAMBOO FORMWORK
- POURED IN PLACE CONCRETE WALL ASSEMBLY:
BOARD FORMED
- POURED IN PLACE CONCRETE WALL ASSEMBLY:
BOARD FORMED
- PLASTER WALL ASSEMBLY
- GLAZED ALUMINUM WINDOWS
- GLAZED ALUMINUM WALL SYSTEM:
FIXED
- GLAZED ALUMINUM WALL SYSTEM:
OPERABLE: PIVOTS
- GLAZED ALUMINUM WALL SYSTEM:
OPERABLE: SLIDERS
- STEEL COLUMNS
- SHADE SCREENS:
FIXED
- SHADE SCREENS:
OPERABLE
- ROOF ASSEMBLY: PLANTED
- ROOF ASSEMBLY: WOOD DECK
- ROOF/DECK ASSEMBLY: CONCRETE
- CONCRETE RAMPS
- STONE WALKWAYS
- GUARDRAIL SYSTEM

SECTIONS





SECTION 4
Scale: 1:200

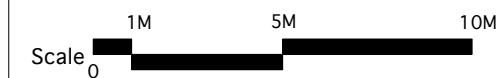
ROOM NAME LEGEND:

A	ENTRY
B	GARAGE
C	RECEPTION
D	TEA ROOM
E	SITTING/LIBRARY
F	POOL
G	CREATIVE STUDIO
H	READING/WRITING STUDIO
K	WINE CELLAR
L	BABY-SITTER
M	GUEST SUITE OR 2 BEDROOMS
N	SPA
O	LIVING
P	DINING
Q	KITCHEN
R	BEDROOM
S	STORAGE
T	MASTER SUITE
U	BANK VAULT
V	MOAT
W	ROOF DECK
X	ROOF GARDEN
Y	GARDEN
Z	BAMBOO FOREST
WC	BATHROOM
CL	CLOSET

KEYNOTE LEGEND:

- POURED IN PLACE CONCRETE WALL ASSEMBLY: BAMBOO FORMWORK
- POURED IN PLACE CONCRETE WALL ASSEMBLY: BOARD FORMED
- POURED IN PLACE CONCRETE WALL ASSEMBLY: BOARD FORMED
- PLASTER WALL ASSEMBLY
- GLAZED ALUMINUM WINDOWS
- GLAZED ALUMINUM WALL SYSTEM: FIXED
- GLAZED ALUMINUM WALL SYSTEM: OPERABLE: PIVOTS
- GLAZED ALUMINUM WALL SYSTEM: OPERABLE: SLIDERS
- STEEL COLUMNS
- SHADE SCREENS: FIXED
- SHADE SCREENS: OPERABLE
- ROOF ASSEMBLY: PLANTED
- ROOF ASSEMBLY: WOOD DECK
- ROOF/DECK ASSEMBLY: CONCRETE
- CONCRETE RAMPS
- STONE WALKWAYS
- GUARDRAIL SYSTEM

SECTIONS















R o T o Architects
600 Moulton Avenue
Suite 405
Los Angeles, California 90031

rotoark.com